

Cheyenne Heritage Quilters

Patchwork Update

June 2026

Dedicated to encouraging and broadening quilter creativity, sharing quilting knowledge, exhibiting quilting accomplishments and contributing to the community.


Visit us online at chquilters.org or on Facebook: **Cheyenne Heritage Quilters**

June 1, 2026 Program – Pat Speth, Nickel Quilts *Fabulous Nickel Borders Zoom Presentation*

Pat Speth began quilting in 1988 when she purchased a wool quilt batting from her grandmother's auction. She checked out a stack of quilt books from the library and fell in love with the patterns and designs. She knew she could not stop with just one quilt. Pat started working with 5-inch squares as a basis for her quilting in 1993 after attending her first retreat. She was asked to do a program for her guild in 1997 using the 5" squares, which gave her the push to explore new uses and techniques for working with the squares. While working a full-time job, Pat started

on the book, *Nickel Quilts* in 1998 and was able to have it ready for the publishers in June 2001. After juggling her full-time job and her quilting for many years, Pat moved into a full-time quilting career in July 2003. "I have found my passion in life, and I can't imagine doing anything else," she says.

In this lecture Pat will focus on easy to piece borders that are made from 5" squares. She will show many of her quilts that have pieced borders and walk us through a method of "auditioning" borders for a quilt.



President's Message – Debbie Baldwin

Thank you for electing me as your President.

A little about me. I was born and raised in California. My parents moved there in 1949 from Alliance, Nebraska. I have been married for 44 years and have two children, a son who lives in Rawlins and a daughter, in Okinawa. I have a granddaughter and bonus granddaughter. I have been sewing and crafting forever.

By profession, I was a forensic accountant, but also had my own business, teaching smocking, heirloom sewing and associated needle-arts. I took up quilting when I moved to Cheyenne 9 years ago. Joining the guild was shortly after my move and I've made many friends in the guild.

A little birdie suggested something fun for our group to try as a way to get to know each other better. Each

month I'd like to put a short write-up about a member of CHQ in my message and let members guess who it is.

I would like Members to message me a little article or even a fun fact about themselves for me to use in my articles. I hope you do. There is so much we don't know about each other.

2026 CHQ Board Members

President:.....Debbie Baldwin
 Vice President:Marci Rulon
 Secretary:.....Glenn Baldwin
 Treasurer:.....Gina Vining
 Challenge 2026 Chair:Cathy Wissner
 Challenge 2027 Chair:Vacant
 Community Quilts Chair:Donna Dolan
 Facebook Co-Chair:Cindi Young
 Greeter/ Membership Chair:Sharon Waring
 Hospitality Chair:Sheryl McDaniel
 Newsletter Chair:Kristen Pavelock
 Opportunity Quilt 2026 Chair:.....Mary Ellen Little
 Opportunity Quilt 2027 Chair:.....Vacant
 Past President Advisor:Deb O'Grady
 Quilt Show 2027 Chair:.....Vacant
 Website Chair:.....Judy Gilmore

**America
250**
*Scrappy
Americana Flag*

LONE TREE 
 • F A B R I C •
 523 W 27TH ST SUITE C
 CHEYENNE, WY 82001

BERNINA AUTHORIZED
made to create DEALER!

JANOME
AUTHORIZED DEALER










SEWING CLASSES!! Quality FABRIC!
Sewing Machines, Longarms, Quilting, Embroidery, & Sergers

We Repair ALL Brands

Sewing Center
of Cheyenne

www.SewCenterWY.com
Mon-Fri 9-5
Sat 10-4:30

1511 Logan Ave.
307-778-2717

Programs – Marci Rulon

June 1, 2026	Pat Speth, Nickel Quilts - \$5.00 guest fee Fabulous Nickel Borders – Via Zoom
June 15, 2026	Board Meeting
July 6, 2026	Judy Powell - \$5.00 guest fee Applique Techniques
August 3, 2026	Game Night/Social by the Hospitality Committee
September 8, 2026	Hoffman Challenge Trunk Show - \$5.00 guest fee Amethyst Delight
October 5, 2026	Barb Vedder - \$5.00 guest fee Sensational Solid Quilts
November 2, 2026	Rachel Miller - \$5.00 guest fee Documenting Quilts
December 7, 2026	Christmas Part by the Hospitality Committee




An online shop for all your quilting needs.

www.QuiltEssentialsLaramie.com




kara@quiltessentialslaramie.com



Longarm of The West
Custom Quilting & Embroidery

Click on Picture to go to site




Marcia Stewart

Well JUNE is upon us. **News Flash.** Google has me permanently Closed. **NO IAM Not Closed.** Do to a review by a person I don't even know put my Longarm address is incorrect. My address is 6720 Jenkins Street Cheyenne, Wyo for the past 3 years. Google is looking into this.

Working on mailing out door prizes for Misa Simons along with my business cards for the Quilt Wyoming 2026 by Wednesday,

My supply order goes in on the 1st and 15th if you would like to place an order for supplies. I do have sewing needles and thread in stock.

Call or Text 308-641-8638 leave a message I will return your calls at lunch time or after 4:30 pm . I am sure you all get Spam calls. If your in my phone I will answer otherwise leave a message please.



To the right I have pin cushions for sale. \$29.99.

Address:
6720 Jenkins Street

CHQ AccuQuilt 2026/2027 Sew-A-Long – Cindi Young

Calling all AccuQuilt owners and their friends! Is your Accuquilt cutter and dies collecting dust? Mine is!

So, let's do a 12 month Sew-A-Long!!!!

What, you don't have a cutter or one of the Qube sets? That's ok, reach out to your friends, they may be willing to share so you can cut out your fabric.

You can choose a couple different ways to sew along. I have chosen a pattern from the AccuQuilt website, you can sew along with me, or you can create your own quilt using one of your BOB (Block on Board) dies. If you choose to use a BOB die, please post your blocks on Facebook (I will have an album set up under the media tab.

Each month I will post what blocks to work on, then at the end of 12 months we will have a wonderful quilt to show. The pattern I choose will accommodate any size Qube that you have, it's written for the 12" Qube, but any size will work.

We will start in July 2026, and our quilts will be ready for the quilt show in August 2027.



The purpose of this Sew A-Long is to engage our members, to encourage us to create wonderful quilts, to use tools that might be sitting around, to get involved, and of course to have FUN!! So, start talking to your friends to see if they have an AccuQuilt and maybe you can do this fun project together. CHQ's Open Sew is a perfect place to get together to make these blocks!

DETAILS:

I will be making the "GO! Qube 12" Flower Pot Sampler Quilt". If you do not have access to a 12" Qube, that's okay, you can use whatever size you have the Shape #'s are the same, your blocks and quilt will just be smaller!

The center of the quilt shown is made with Go! Simple Shapes by Edyta Sitar. I personally do not have this one, but I have several ideas to complete your center:

- a. Use a panel: the center for the 12" Qube is 36 ½ x 36 ½ unfinished. The center for an 8" Qube is 24 ½ x 24 1/2 unfinished.
- b. Use any of your AccuQuilt Applique dies that you own to create your own beautiful center. I have the Serendipity Qube by Edyta Sitar and plan to use it.
- c. Use any other applique pattern of your choosing.

There is a total of 17 blocks plus the center, I will post in the Newsletter and Facebook which blocks I am working on at the first of each month. Then as you finish each block you can post on Facebook (I will have an album created for postings.) If you are working on a different quilt using AccuQuilt please post your progress each month as well.

In adhering to copyright laws and common practice, this pattern is available for download by AccuQuilt circle members.... which is free to join. Please do not share the pattern. Below is a link to the website.

1. Link to AccuQuilt Website for the pattern: <https://www.accuquilt.com/go-qube-12-flower-pot-sampler-quilt-pattern.html> (Right Click and go to Hyperlink)
2. Link to CHQ Facebook Group, you might need to join the group prior to clicking the following: Media, Albums, AccuQuilt Sew-A-Long <https://www.facebook.com/groups/151036836442851> (right Click and go to hyperlink)

If you have problems please contact Cindi at cindiyoung69@gmail.com

If you have any of the CHQ AccuQuilt dies and are done using them, please return them to Donna Dolan at the next guild meeting. Thank you.

CHEYENNE HERITAGE QUILTERS
 2026 QUILT CHALLENGE
SONGS OF AMERICA

MAKE A QUILT THAT EMBRACES THE SPIRIT OF AN AMERICA THEMED SONG.

CAN BE ANY QUILTING MATERIAL, ANY PATTERN, OR PANEL, ANY COLOR COMBINATION, ANY SIZE, BUT NO SMALLER THAN 120 INCHES AROUND. IT CAN BE AN ART QUILT, A REGULAR QUILT WITH OR WITHOUT APPLIQUÉ. IT CAN BE DONE BY AN INDIVIDUAL OR A GROUP PROJECT.

MOST IMPORTANT, IT SHOULD BE FUN AND CELEBRATE 250 YEARS OF AMERICA. DUE IN TIME FOR THE JULY CHQ MEETING.



Captain Stitch
 Sewing machine service and repair

Chris McDaniel
 Certified Sewing Machine
 Technician

Call for
 An appointment
 Today

307-630-2909



Captain Stitch
 clean service and repair

Specializing in Featherweight care.
 Yearly servicing, cleaning, and oiling available for all brands of Sewing Machines.

Around the  Block
QUILT SHOP

June Classes

- Wizard Dogs Part I Sat June 6 1-5
- Knitting 101 FREE Sat June 13 1-4
- One Block Wonder Panel June 20 10:30-4
- Zoey June 27 10:30-4
- Wizard Dogs Part II Sat July 11 1-5
- Beginning Quilting Sun July 5 1-4:30

Block of the Month 10:30 First Sat of month
 Hand Embroidery Club 2nd Sat. of the month,
 10-noon FREE

Knit Pickers' Club 2nd and 4th Wed of each
 month, 2-5 FREE

Summer Hours: M-S 10-5:30, closed Sunday
 Vandehei Avenue, Suite 120 - 307-433-9555
 See aroundtheblockquilts.com for full schedule

Small Groups

Afternoon Quilters

Debbie Baldwin

Meets every Tuesday at the Library

Starts at 9:00 a.m.

Community Quilts

Donna Dolan

Meets second Wednesday of the month at the Library.

Starts at 9:30 am. to 3:30 p.m.

Quilting Cowpokes

Quilts of Valor (QOV) Group

Marilyn Lanham

Meets first Tuesday of month at Our Savior Lutheran Church on East Dell Range.

Bring a carry in lunch to share if you want.

9:00 a.m. - 3:00 p.m.

Paper Piecers

Cindi Young, & Diana Clark

Meets 1st or 2nd Friday of each month

*First United Methodist Church
In Allison Hall*

Meets from 9 a.m. - 4 p.m.

(See Dates in article)

Open Sew

Cindi Young, & Diana Clark

Meets 3rd Wednesday of each month

*First United Methodist Church,
In Allison Hall*

Meets from 9 a.m. - 4 p.m.

(See Dates in article)

Open Sew – *Cindi Young Diana Clark*

Open sew meets the 3rd Wednesday of each month at the First United Methodist Church, in Allison Hall, from 9 a.m. - 4 p.m.

Come and work on your own projects. Bring everything you need to sew, including cutting mat, small personal iron, (no large irons allowed), and extension cords, etc.

Please bring your own lunch, or you can go out for it. Come whenever, leave whenever.

You will need to call or text Cindi Y 970-631-7814 or Diana C 307-630-9913 to be let in.

May 20, 2026

June 17, 2026

None in July

August 19, 2026

Sept. 16, 2026

October 21, 2026

November 18, 2026

December 16, 2026

Paper Piecers – *Cindi Young, Diana Clark*

Paper Piecers meet the 1st or 2nd Friday of each month at First United Methodist Church, in Allison Hall, from 9 a.m. - 4 p.m.

All paper piecers are welcome to join. Bring a paper piecing project you are currently working on. Remember, this is NOT actually a class, however, if needed, this IS a helpful group. Hope to see you there.

You will need to call or text Cindi Y 970-631-7814 or Diana C 307-630-9913 to be let in.

June 5, 2026

None in July

August 7, 2026

September 11, 2026

October 9, 2026

November 6, 2026

December 4, 2026

Community Quilts – Donna Dolan




Habitat for Humanity has started the walls on the town houses they are building, and will hopefully be completed by fall. We have quilts ready for them when the project is finished.

Several other agencies received quilts this month as well. We've had requests for more quilts than we have though, so we need more quilts, especially in baby, lap, & twin sizes! All help is appreciated!

Thanks for all who help in making quilts for our community project of providing quilts for those in need.

Community Quilts Sizes

- Baby: 40" x no more than 50"
- Lap/Youth: 45" or more by anything but less than twin
- Adult lap quilts: 56" x 76"
- Twin: 63" by 87"



Dana Jones
Fabulous Free Form Workshop
May 5, 2026

CHQ Winter Blues Retreat – March 5-7, 2026 – Cindi Young

CHQ Beat the Winter Blues retreat was a great success.




We laughed, we cried (especially when we had to rip seams), we ate, we walked, we shoveled (thank you mother nature), we made new friends, and we managed to get some sewing done!!!!

47 paid attendees

4 renewal memberships

5 NEW Members

Winner for next year's retreat is Cathy James. Cathy will be enjoying next year's retreat paid in full by CHQ.



CHQ Winter Blues Retreat – March 5-7, 2026 – Cindi Young



CHQ Winter Blues Retreat – March 5-7, 2026 – Cindi Young



Galaxy S25 Edge



Galaxy S25 Edge



Galaxy S25 Edge



Galaxy S25 Edge



Galaxy S25 Edge



Galaxy S25 Edge

Show and Tell

May 4, 2026



Cindi Y.
Flamingo Quilt



Cynthia H.
Baby Quilt



Deb K.
Tree of Life Quilt



Kathie K.
T-Shirt Quilt



Cynthia H.
Graduation Quilts



Mona W.
UFO Quilt



Donna G.
Community Quilts



Mari H.
Panel? Quilt



Jerri W.
Quilts



Sylvia G.
Place Mat Quilt

Check out the fun backing and labels from this month's Show and Tell.

General Club Information

Guest Policy

Please invite friends to attend meetings. All skill levels and non-quilters are welcome. Non-members may attend two meetings at no charge.* After attending two free meetings, the non-member must pay \$2.00 per meeting.

**If we have a paid speaker, the non-member must pay \$5, but this meeting will not count as one of their free meetings.*

Articles & Advertisements for Newsletter

Ads and articles must be quilt, craft or sewing related. They must be "copy" ready. The newsletter editor is not responsible for typing your information. Ad size is 3.5" wide x 4.5" tall. Articles for the Newsletter can be e-mailed to quiltingfriends307@yahoo.com no later than the 3rd Wednesday of each month.

Cell Phones

We ask that cell phones be silent or off, and that emergency conversations be held out of the room.

Show & Tell Guidelines

Show one or more projects. Please share information regarding each piece.

Meeting Location & Schedule

We meet at the First United Methodist Church, 108 E. 18th St. in Cheyenne, Wyoming, on the first Monday of most months starting at 7 p.m. Please view the newsletter for exact meeting dates and programs as we sometimes change meeting dates to avoid holidays.

Doors open at 6:30 p.m. Please feel free to come early and help set up or to socialize.

How to Reach Us

Website: chquilters.org

Facebook: <https://www.facebook.com/groups/151036836442851>

E-mail: info@chquilters.org

Address: CHEYENNE HERITAGE QUILTERS
PO BOX 21194
CHEYENNE, WY 82003

CHEYENNE HERITAGE QUILTER REGISTRATION FORM

Year _____

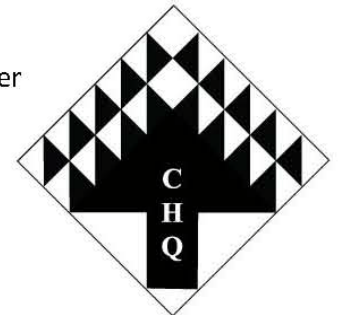
Please fill out and submit with \$30.00 to:

Cheyenne Heritage Quilters; P.O. Box 21194; Cheyenne, WY 82003; Attn: Treasurer

Your membership is valid from January through December

Please fill out the entire form, even if there were no changes from last year.

Renewal Membership New Member



Please Print

Name _____

Mailing Address _____

Cell Phone _____ Landline _____

Email _____

Office Use _____

Amount Paid: _____ Cash _____ Check number: _____