



Cheyenne Heritage Quilters

Patchwork Update

August 2021



Dedicated to encouraging and broadening quilter's creativity, sharing quilting knowledge, exhibiting quilting accomplishments and contributing to the community.

Visit us online at chquilters.org or on Facebook: [Cheyenne Heritage Quilters](https://www.facebook.com/CheyenneHeritageQuilters)

Dear Members,

The Quilt Show is rapidly approaching. A few informational items everyone needs to know. We are short on hostesses particularly on Saturday. Set up is on Thursday morning at 8 am. If you can, please bring a step stool and help hang quilts. Take down is Saturday at 3:00 pm so, we need people to help take down quilts, put them in the appropriate bags, and pass them out.

The Boutique can always use items to sell. Please make sure to mark and price your items. All items must be paid for by check or cash, NO cards!

Remember your bake sale items.

Challenge quilt kits will be available for \$10 each. From what I have seen, it will be a challenge!!

Call for quilts will be Aug 2nd from 6:00 pm-8:00 pm and Aug 9th from 6:00 pm - 8:00 pm. Please have your forms filled out for MaryEllen and a white bag. She asks that your narrative be emailed to her at mlittle71@bresnan.net.

The times for the show are Thursday 6 - 8, Friday 10 - 7, and Saturday 10 - 3. Set up is Thursday, 8:00 am and take down is Saturday 3:00 pm. Quilts can be picked up between 3:30 and 4:00 pm. on Saturday. No early pick-ups.

We will have 3 vendors. Unfortunately, the knife sharpener has been diagnosed with cancer and will not be there. We have a daily make and take and will have a Quilt of Valor Wall and Community Quilts area.

Deb O'Grady

Past and Present President

Continued on page 2

2021 CHQ Board Members

| | |
|-------------------------------|--------------------------------------------|
| President: | Deb O'Grady |
| Vice Pres: | Debbie Baldwin |
| Secretary: | Mary Ellen Little |
| Treasurer: | Donna Dolan |
| Quilt Show Chair: | Cynthia Helmer |
| Greeter: | Sue Capozella |
| New Members: | Helen Jarvis |
| Librarian: | Joyce Holub |
| Programs: | Debbie Baldwin |
| Newsletter: | Angela McPherson Di Wilsey Geer |
| Photographer: | Di Wilsey Geer |
| Webmistress: | Judy Gilmore |
| Facebook: | Angela McPherson Di Wilsey Geer |
| Round Tuit: | Di Wilsey Geer |
| Community Quilts: | CHQ Members |
| - Quilter/Coordinator: | Donna Dolan |
| - Distribution: | Char Nolan |





Quilter's News/Updates



CHQ Call of Quilts for Quilt Show

Monday, Aug. 2 @ CHQ Meeting 7 p.m.

Monday, Aug. 9 @ 6 p.m. – 8 p.m.

@ First United Methodist Church

Submit statement of 150 words to Mary Ellen Little,
mlittle71@bresnan.net

or mail to 3220 Bevans St. Cheyenne 82001

Forms, posters, and information can be found at chquilters.org

August 2021 Quilt Show

Thursday, Aug. 12, 3 p.m. – 7 p.m.

Friday, Aug. 13, 10 a.m. – 7 p.m.

Saturday, Aug. 14, 10 a.m. – 3 p.m.

CHQ Boutique Pick Up

**Saturday,
Aug. 14, 5 – 6 p.m.**

**Pick up Quilts
from Quilt Show**

*****Time Changed*****

Saturday, Aug. 14

3:30 p.m. – 4:30 p.m.



President's Message Continues:


I think that is all the information I have for the quilt show. Please plan on attending and help wherever possible. Make sure to turn in your Opportunity quilt tickets and/or money. Any questions, call Cynthia Helmer or me.

Our next meeting is Aug. 2 with Kara Enyeart from Quilt Essentials demoing a New Bag Project. We will be having dinner at Guadalajara on Lincolnway at 5:30. Please let Debbie Baldwin know if you would like to attend so she can make reservations.


We also discussed the Fair and displaying the Opportunity quilt. We will have a signup sheet at the meeting.

Whew!! I think that is all. Hope to see you all Aug. 2 at the meeting!

~ Deb O'Grady



Club Calendar Reminders



August 2, 2021 – CHQ Club Meeting @ 7 pm

August 9, 2021 – Call for Quilts (for Quilt Show)

August 12-14, 2021 – Quilt Show

August 16, 2021 – CHQ Board Meeting @ 7 pm


September 7, 2021 – CHQ Club Meeting @ 7 pm

September 11, 2021 – Quilt as You Go “Starburst” class by Daenette More @ Little Bear


September 20, 2021 – CHQ Board Meeting @ 7 pm



Visit us on Facebook: [Cheyenne Heritage Quilters](https://www.facebook.com/CheyenneHeritageQuilters)



Community Quilts



Community Quilts Update





COMMUNITY QUILTS HAD 2 QUILTS FINISHED THIS MONTH. LINDA B. DID THE STAR LAP QUILT FOR RAISING \$ FOR OUR CLUB OR ANOTHER CLUB & THE CHRISTMAS WALL HANGING WILL GO IN THE BOUTIQUE.

DONNA D. DOES NOT GET MUCH DONE INSIDE IN THE SUMMER. SHE DID MAKE 2 KITS OF PREPRINTED LAP QUILTS FOR A GIRL'S GROUP TO TIE & RETURN. ALWAYS GLAD TO ENCOURAGE QUILTING (EVEN TO TIE) TO YOUNGSTERS. ~ DONNA D.

Community Quilts Accepted Sizes

Baby: 42 by any size
Lap/Youth: 45 or more by anything but less than twin
Twin: 63 by 87
Double: 78 by 87
Queen: 84 by 92
King: 100 by 92



Cynthia sold quilt tickets while Mary Ellen hand quilted & Carol (missing on right) showed her many different quilts at the Art Walk on the 2nd Tuesday in June.





Programs



“Demoing a New Bag Project”


314 South 2nd Street
Laramie, WY 82070
307-742-6156

by Kara Enyeart from Quilt Essentials








August 2, 2021

<https://quiltessentialslaramie.com/>

Limited Patterns
will be available for
purchase (\$10.00)
during the meeting.




CHQ Upcoming Programs

-  August 2, 2021 – “Demoing a New Bag Project”
by Kara Enyeart (Quilt Essentials)
-  September 7, 2021 – “Combining Machine Embroidery and
Quilting” by Penny Olive
-  October 4, 2021 – “Cindy Paul and Jean Korber’s Trunk Show”
-  November 2, 2021 – “Tabletop Demonstrations” by local CHQ
Members
 -  If you have a quick demonstration you would like to add
contact Debbie
-  December 7, 2021 – “Christmas Party & Gift Exchange”
 -  Not So Attractive Fat Quarter Activity Reveal




Point of Contact: Debbie Baldwin






Show and Tell



Left:

Donna G. took all the Block Exchange blocks and arranged and stitched together a beautiful quilt.



Below: Donna D. made a jumper.



Above: Donna showed off a scrappy square quilt.

Guest
Bobbie Estes





Show and Tell

Continued




Above and Right:

Donna D. showcased a start of a King Size quilt for her son, Toby, called the “Flaming Hot Sun-Son” with horizon blue spacers, borders, and back). The CHQ members offered suggestions to quilt it with flames. Donna could use some good luck finishing the quilt in time for the quilt show, as the size is daunting and it was a busy month for her with her home full of guest, outdoor work and organizing the Community Quilts fabric that she got from “The Yard Sale”. Donna said she would like to see the end nearby so that she can get back to quilting for the community quilts.

Donna also showcased an embroidered twin top, made by her mother from Omaha (Bottom Picture), possibly for Donna or a future granddaughter. Donna’s mother enjoyed handwork and had Donna go to her sewing circle with embroidery. She may have darned socks. She hand quilted until she couldn’t anymore.

Donna expressed that she learned to sew by machine by Mom’s Mom, Grandma, on her featherweight. Donna was stitching by hand at the age of 4 and by machine by the age of 8. Donna’s Gram would let her ride her bike down the street about a mile east by myself. Such fond memories






CHQ Block of the Month



Directions can be found on
Facebook: Cheyenne Heritage Quilters
<https://www.facebook.com/groups/151036836442>



August 2021 BOM: Ohio Star

COMING UP NEXT FOR
September's BOM...

Nine Patch Chain

For Sale: Bernina Q20 Sit down in Koala Cabinet (approximately 4-5 years old) with additional quilt suspension system.

RETAIL PRICE \$15,000

**SELLING FOR \$7,500
\$7,000**

Contact: Penny Olive
307-631-9758
pennyquilt59@gmail.com



She is in great condition and well taken care of; I am just upgrading. Currently in for routine maintenance, which is only required every 30 million stitches (approximately 5-8 years.)

Includes two stitch regulators, manual mode for small, dense quilting and basting modes, an on-board bobbin winder and threading at the front of the machine. Cabinet extends from 45" to 77".

Extras, in addition to the suspension system, include the 96 foot for ruler work, horizontal spool pin, pin point laser light and extra lighting for intense, close up quilting.

Used for everything from general quilting to art quilts and award-winning quilts. You can even add binding with the Q20! The Q20 is easy to maintain and smooth running. It's a great machine!

Machine is heavy and bolted into the cabinet so it's better to move it once before relocating. Purchaser responsible for relocation but we would be glad to assist.

The time has come to take up the next
QUILT CHALLENGE!


I think there is a lot of possibility in this year's task, so be sure to bring \$10 to the **quilt show** especially for this year's challenge packet.

Can't wait to have you join the fun!


~Judy Gilmore



**Quilt
Challenge**




CHQ Quilting Tips



Quick Quilting tips from the Newsletter Editor:

Quilting during the summer

- Use an alternative to the traditional batting such as another piece of fabric vs batting or no batting at all. Flannel could be used on the back of a quilt with no batting.
- Make lots of quilt tops and save the quilting for winter.
- Make smaller quilts or wall art quilts so that you do not get wrapped in a heavy quilt while quilting.
- Join a quilt along, sign up for retreats that are not located in the heat.
- Give your machine(s) some love and get their yearly maintenance complete before the holiday season.



Start those holiday gifts early!!!


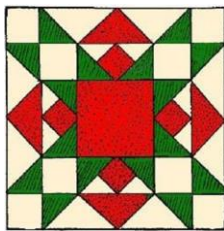


Ugly Fat Quarter Christmas Exchange Challenge



We had **24** members step up to participate in our fun-filled Ugly Fat Quarter Christmas exchange challenge project. Each fat quarter was placed in a numbered bag along with a notion. We tracked the numbered bags by the donor quilters name. Bags were drawn at the July meeting where we tracked which numbered bag the quilter drew to ensure that they did not draw their own. **Members participating are required to make a project**, be it a table runner, a table topper, a bag/purse, a lap quilt, a wall hanging, a scissor case, a mug rug, or whatever. **The majority of the fat quarter and the notion must be used in the final project.**

Keep your project confidential for the final reveal. Finished projects are to be wrapped, the number from the bag added as a gift tag, and brought to the December 6, 2021, meeting where we reveal the last "fun factor" to this challenge.



NOTE: For those who are unable to attend the July meeting, the remaining bags will be returned to the August meeting for you to draw from. You may have someone draw on your behalf and obtain your brown bag from them. ~ Di



CHQ Quilting Fun

Quilting Notions & Such



R W
 Y L
 E I
 Y D
 M D
 G I
 O K S Q I I
 Z E
 K
 B P
 C E B Z R O N N Y U A U J
 C S V U M G P O S P E N G T I H G A
 W T A C U R I T R G P S M H Q K P
 W T G C F I A O N A E W G P A R E
 O N N R E T T A P C R L A N I E E F
 N E K Y C G S N I P X U Y U X I L S A
 T S T A M G N I T T U C S C R P K C C D
 T A M G N I S S E R P Q L H U I A R V L
 S R O S S I C S L S H E A R S N B A I T B P A S P I N S
 A B U D I R O N I N G B O A R D A S M O T B E M V G T G
 E N I H C A M G N I W E S H G P N E O R
 O A Z B X P I P E C L E A N E R Z N R N
 W S E D A L B T N E M E C A L P E R R
 M H C S S E A M R I P P E R S P U U
 C I T O O F G N I C E I P P Q O F
 C I R B A F U M A R K I N G P E N
 Q X P T W O O L M A T M K Q Y B N
 P J O S I L E T T O L X Y H R
 L D F Y
 D S Q
 L P
 C P
 J O
 C D

WORD LIST:

BUTTON
 CLIPS
 CUTTING MATS
 DIES
 FABRIC
 IRON
 IRONING BOARD
 LAMP
 MAGNET

MARKING PEN
 MARKING PENS
 NOTION
 PATTERN
 PIECING FOOT
 PINCUSHION
 PINS
 PIPECLEANER
 PRESSING MAT

REPLACEMENT BLADES
 RIBBON
 ROTARY CUTTER
 RULERS
 SCISSORS
 SEAM GUIDE
 SEAM RIPPERS
 SEWING MACHINE
 SHEARS

SILETTO
 SNIPS
 THREAD
 TRIM
 WAX PAPER
 WOOL MAT




Click here to play online.
 Answers are on the
 advertisement page.

Advertisements

BERNINA AUTHORIZED DEALER!

made to create



**Long Arms,
Quilters,**



**Embroidery,
& Sergers!**



JANOME

AUTHORIZED DEALER

We Repair ALL Brands

Sewing Center www.SewCenter.com
of Cheyenne 1511 Logan Ave.
307-778-2717



Around the Block
QUILT SHOP

August Events

Block of the Month 1st Sat of month:
We're doing houses!

Toad Toter Bags are back in!
\$30, good forever, and on full moon days, you get
20% off whatever you can fit in the bag.

We are doing a 2020 Block of the Month from
Northcott/Banyon batiks.

Order your kit soon, if you want to participate.

Fabrics will arrive in January.

Hunter Star

August 7 & 21

Hours: M-S 10-6, Sundays 1-5 (Closed 1st Sun.)

453Vandehei Avenue Suite 120

307-433-9555

See aroundtheblockquilts.com for full schedule

Happy 4th of July.



**Custom Quilting
& Embroidery**
308-641-8638

My month has started off
with a Bang, Custom
Embroidery Orders,
T-shirt Quilts.

Thank you for those who
are ordering
Supplies. As always I
send an order on the 1st
and 15th Each month.

Working on a new Zoom

Class for Art Quilts. Those of you that did the class at
LCCC and in Glendo, before COVID hit, Please contact
me if you would like to do another one.

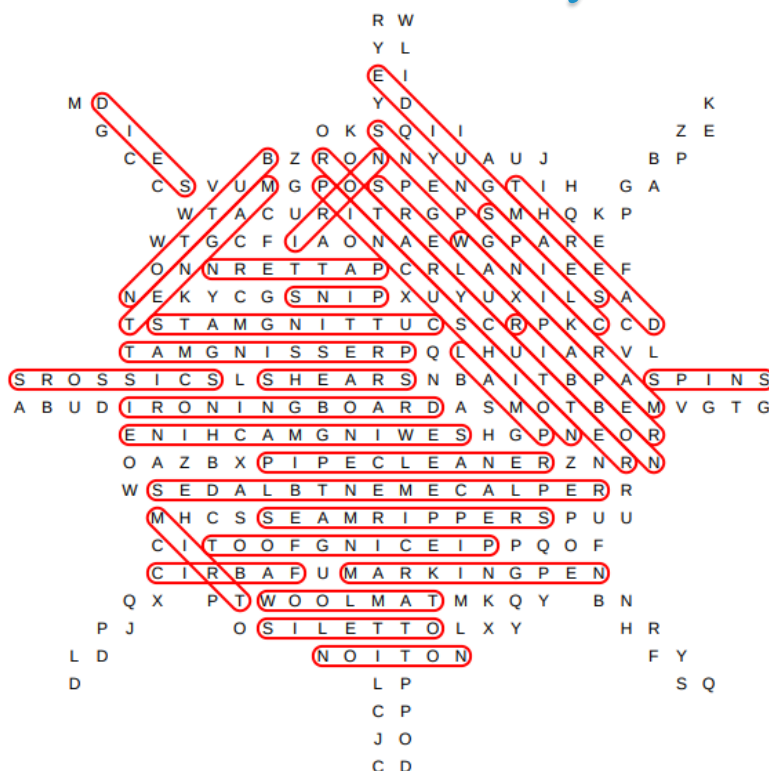
Click Here for some awesome embroidery designs.


<https://embroideryonline.com/?aff=321860>

QuiltSaying and more. Microwave and Dishwasher safe


longarmofthewestcustomquilting.com

Answer Key





CHQ Membership



2021



Please send your dues of \$20 and the membership form listed in the newsletter to
CHQ, P O Box 21194, 82003. THANK YOU!

Donna Dolan, Treasurer



CHEYENNE HERITAGE QUILTER REGISTRATION FORM

Year _____

Please fill out and submit with \$20.00 to:

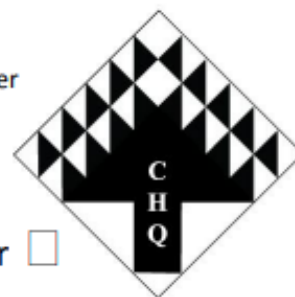
Cheyenne Heritage Quilters; P.O. Box 21194; Cheyenne, WY 82003; Attn: Treasurer

Your membership is valid from January through December

Please fill out the entire form, even if there were no changes from last year.

Renewal Membership ☐

New Member ☐



Please Print

Name _____

Mailing Address _____

Home Phone _____ Cell Phone _____

Email _____

CHQ's monthly newsletter is online at chquilters.org. Check here if you do not have access to the internet. ☐

Office Use _____

Amount Paid: _____ Cash _____ Check number: _____

Guest Policy

Please invite your friends to attend our meetings. All skill levels and non-quilters are welcome. Non-members may attend two meetings for free unless we have a paid guest speaker, then guests are asked to pay a \$5 fee. On the third and subsequent meetings, the non-member must pay \$2 unless membership dues are paid.

Advertisements & Articles for Newsletter

Ads and articles must be quilt, craft or sewing related. They must be "copy" ready. The newsletter editor is not responsible for typing your information. Ad size is 3.5" wide x 4.5" tall.

Articles for the Newsletter can be e-mailed to quiltingfriends307@yahoo.com no later than the 3rd Wednesday of each month.

Cell Phones:

We ask that cell phones be silent or off and that emergency conversations be held out of the meeting room.

Meeting Schedule

We meet at the First United Methodist Church, 108 E. 18th St. on the first Monday of each Month starting at 7 pm. Please view the newsletter for exact meeting times and programs. During the meetings you will have access to our Library.

Show & Tell Guidelines

Show one or more projects. Please share information regarding each piece.

How to Reach Us

Website: www.chquilters.org

Facebook at Cheyenne Heritage Quilters
(<https://www.facebook.com/groups/151036836442851>)

E-mail: info@chquilters.org

Mailing address:

**Cheyenne Heritage Quilters
PO Box 21194
Cheyenne WY 82003**