



Cheyenne Heritage Quilters

Patchwork Update

July 2021



Dedicated to encouraging and broadening quilter's creativity, sharing quilting knowledge, exhibiting quilting accomplishments and contributing to the community.

Visit us online at chquilters.org or on Facebook: [Cheyenne Heritage Quilters](https://www.facebook.com/CheyenneHeritageQuilters)

Dear Members,

We did not have a board June meeting. as I was out of town that week. It was great to see so many of you at the June meeting. As usual, Debbie provided us with a very informative program!



If you have a quilt that you would like to have appraised, please contact Bea Dursham directly by calling 221-3501. Bea will have the signup sheet at the July 5th meeting but, after that, she will be opening the appraisals to the public. Do not miss this opportunity!

Hope you are all working on items for the Boutique and quilts for the show! Have a great rest of June and Happy 4th of July!

Deb O'Grady

Past and Present President



2021 CHQ

Board Members

President:	Deb O'Grady
Vice Pres:	Debbie Baldwin
Secretary:	Mary Ellen Little
Treasurer:	Donna Dolan
Quilt Show Chair:	Cynthia Helmer
Greeter:	Sue Capozella
New Members:	Helen Jarvis
Librarian:	Joyce Holub
Programs:	Debbie Baldwin
Newsletter:	Angela McPherson Di Wilsey Geer
Photographer:	Di Wilsey Geer
Webmistress:	Judy Gilmore
Facebook:	Angela McPherson Di Wilsey Geer
Round Tuit:	Di Wilsey Geer
Community Quilts:	CHQ Members
- Quilter/Coordinator:	Donna Dolan
- Distribution:	Char Nolan



Quilter's News/Updates



August 2021 Quilt Show

Thursday, Aug. 12, 3 p.m. – 7 p.m.

Friday, Aug. 13, 10 a.m. – 7 p.m.

and Saturday, Aug. 14, 10 a.m. – 3 p.m.



Our Quilt Show Chairperson, Cynthia Helmer, is requesting the following positions to be filled to assist with the August Quilt Show:

*See page 10 for more information about the Quilt Show Boutique.



Advertising	Puts advertisements in the paper and Traders near August
Vendors	Ask quilt shops in the area to buy a booth to sell their goods



Do you have plastic hangers with the clips on them laying around your house? CHQ is willing to take them off your hands. Please donate them during our monthly meetings to help hang quilts during the quilt show.



IF YOU NEED MORE
QUILT RAFFLE
TICKETS CONTACT
DI.

Club Calendar Reminders

* July 5, 2021 @ 7 p.m. – Club Meeting

(*Note: this meeting was changed back to Monday due to the Church's availability)

July 19, 2021 – Quilt Show Meeting

July 19, 2021 – CHQ Board Meeting

August 9, 2021 – Call for Quilts (for Quilt Show)

August 12-14, 2021 – Quilt Show

September 11, 2021 – Quilt as You Go “Starburst” class by Daenette More at Little Bear

Visit us on Facebook: [Cheyenne Heritage Quilters](https://www.facebook.com/CheyenneHeritageQuilters)



Community Quilts



*We did well again members. **18** quilts! Some will go to boutique @ our quilt show to support our club's outreach program. Char finds needy homes each month for the quilts we make. We have gotten thank you notes from several recipients. They are reaching our community needs.*

Donna D.

Community Quilts Accepted Sizes

Baby: 42 by any size
Lap/Youth: 45 or more by anything but less than twin
Twin: 63 by 87
Double: 78 by 87
Queen: 84 by 92
King: 100 by 92




5
Baby/Youth
Quilts
Donated





10
Twin Quilts
Donated




3
Quilts which
will be sold
during
the Quilt Show
Boutique
(below)





CHQ Upcoming Programs



 July 6, 2021 – “Ice Cream Social & UFO Night”
 Bring a quilt/project you need help with & your favorite ice cream topping!

 August 2, 2021 – “Demoing a New Bag Project”
by Kara Enyeart (Quilt Essentials)

 September 7, 2021 – “Combining Machine Embroidery and Quilting” by Penny Olive

 October 4, 2021 – “Cindy Paul and Jean Korber’s Trunk Show”

 November 2, 2021 – “Table Top Demonstrations” by local CHQ Members
 If you have a quick demonstration you would like to add contact Debbie

 December 7, 2021 – “Christmas Party & Gift Exchange”
 Not So Attractive Fat Quarter Activity Reveal

Point of Contact: Debbie Baldwin



Ice Cream



You SCREAM, I SCREAM, We All SCREAM
for Ice Cream

July 5th @ 7 p.m.

CHQ board members will bring the Ice Cream
and Members bring the toppings.

Don't forget to bring a quilt/project you
need help with or want to work on.



It's All About the Quilting

Presented by

Kelly Gallagher-Abbott

Jukebox Quilts

kelly@jukeboxquilts.com

<http://www.jukeboxquilts.com>



It's All About the Quilting!

Kelly discussed how great quilts are achieved when every step of the quilt making process is designed and executed in a cohesive fashion. So many quilts are wonderfully constructed to the point of a finished quilt top, but then things begin to go "wrong" as unrelated quilting is chosen to hold the three layers together. Kelly discussed a wide variety of quilts and talk about how to effectively choose, design, and complete the best quilting (or how to communicate your desires to your longarm quilter). Kelly talked a lot about the judging process, and what judges consider essential in award winning quilts in terms of the quilting.



Grey Study – On sale through Jukebox's website for \$1,200 (click photo for link). This modern beauty has been custom quilted, by Jukebox, utilizing thread colors to complement the Kaffe Fasset fabrics.

Proceeds go to benefit the Northern Colorado Fires Fund.



Devonna R. got some awesome advice on how to quilt her Christmas Table Runner.





Show and Tell



Left and below: Robbin F. (a guest) showed her beautiful “Sew Farm Clamshell” quilt and her creative backing.



Left and Below: Ione showcased her four-leaf clover table runner and her four-block quilt.



Left: Sandra D.'s finished her diamond quilt with a kitty cat border.

Show and Tell

Continued



Left: Marie H. finished her Diagonal Strip Quilt which was also a Round Tuit quilt.



Above: Mary Ellen L. could not help but get some smiles from the crowd when she held up her Snoopy Quilt. Who does not love Snoopy?



CHQ Block of the Month



DEBBIE IS STITCHING ALONG WITH THE CHQ BOM. SHE COMPLETED 6 OF THE 12 BLOCKS! IT'S COMING OUT LOVELY. THANK YOU FOR PARTICIPATING.



COMING UP NEXT FOR August's BOM...

Ohio Star



Directions can be found on Facebook: Cheyenne Heritage Quilters
<https://www.facebook.com/groups/151036836442>



July 2021 BOM: Greek Square

For Sale: Bernina Q20 Sit down in Koala Cabinet (approximately 4-5 years old) with additional quilt suspension system.

RETAIL PRICE \$15,000
SELLING FOR \$7,500

Contact: Penny Olive
 307-631-9758
pennyquilts59@gmail.com



She is in great condition and well taken care of; I am just upgrading.

Includes two stitch regulators, manual mode for small, dense quilting and basting modes, an on-board bobbin winder and threading at the front of the machine. Cabinet extends from 45" to 77".

Extras, in addition to the suspension system, include the 96 foot for ruler work, horizontal spool pin, pin point laser light and extra lighting for intense, close up quilting.

Used for everything from general quilting to art quilts and award-winning quilts. You can even add binding with the Q20! The Q20 is easy to maintain and smooth running. It's a great machine!

Machine will be serviced upon completion of sale at my expense (machine is heavy and bolted into the cabinet so it's better to move it once before relocating). Purchaser responsible for relocation but we would be glad to assist. (See CHQ Facebook page for larger photos)



CHQ Quilting Tips



Quick Quilting tip from the Newsletter Editor:



Getting ready for a quilt show

- Know the Quilt Show's rules and enter your quilt in the correct category. Such as do you need to add sleeves to the back of your quilt? Is there a size limit?
- Take a photo of your quilt before you enter it.
- Ensure the quilting compliments the quilt top.
- Fold your quilt I rectangles (length wise) so gravity will do its job to straighten out the quilt when it hangs.
- Ensure your thread is buried and not loose threads are laying about your quilt.
- Get your quilt appraised. What helps the appraisal? Publications of your quilt, patterns or articles. Being juried. Quality of construction and workmanship. Appeal (consider the color wheel theories and color values).
- Enter your quilt. You will never win or learn how to improve if you do not enter.

Debbie B. has some tips for you:



Have you tried the Grippy Spray?

You spray it on rulers to create non-slip ruler.

Available at Sewing Center

(Picture Left)

Also available at the Sewing Center is the Quilter's Select Free Fuse (2 oz.) which is a semi-permanent adhesive. Just sprinkle between fabric layers and apply heat. Refillable bags sold separately. (Picture Right)



Superior
THREADS

TOWA Tension Gauge Reference Guide

Top Thread	WT.	Recommended Needle	TOWA Tension Number	Notes
Bottom Line	60 wt.	#14	170-200	
Fantastico	40 wt.	#18	150-180	We recommend placing a Handy Net over the cone.
Glitter	---	#18	150-180	Reduce speed, only thread through 1 hole of the 3-hole pre-tension guide. Use a spool adapter.
Kimono Silk	100 wt.	#14	150-180	
King Tut	40 wt.	#18	200-230	
Magnifico	40 wt.	#18	150-180	We recommend placing a Handy Net over the cone.
MasterPiece	50 wt.	#16	170-200	
Metallics	40 wt.	#18	150-180	Reduce speed, only thread through 1 hole of the 3-hole pre-tension guide. Place a Handy Net over the cone.
MicroQuilter	100 wt.	#14	170-200	
Monopoly	100 wt.	#14	170-200	Reduce speed, only thread through 1 hole of the 3-hole pre-tension guide. Place a Handy Net over the cone.
NiteLite ExtraGlow	40 wt.	#18	150-180	Reduce speed and loosen top tension.
OMNI	40 wt.	#18	170-200	
OMNI-V	40 wt.	#18	170-200	
Rainbows	40 wt.	#18	150-180	We recommend placing a Handy Net over the cone.
Sew Sassy	12 wt.	#20 or #21	150-180	
So Fine!	50 wt.	#18	170-200	
So Fine! #40	40 wt.	#18	150-180	
So Fine! #30	30 wt.	#20 or #21	150-180	We recommend placing a Handy Net over the cone.
SuperBOBs	60 wt.	---	SuperBOBs are prewound bobbins	Lint-free polyester thread wound onto L-style and M-style prewound bobbins
Vanish-Extra	50 wt.	#18	150-180	Strong water-soluble thread (dissolves in water when soaked). We recommend placing a Handy Net over the cone.

We used our SuperBOBs prewound bobbins in our TOWA to determine the optimal tension number (settings). If you use a different thread, the numerical values may be different.

We thread the top thread through 2 of the 3 holes in the 3-hole pre-tension guide, unless noted otherwise.

When using a small spool on a longarm machine, we recommend using a spool adapter to ensure proper thread delivery.

www.superiorthreads.com info@superiorthreads.com Tel: (800) 499-1777 Fax: (435) 652-4047 Address: 87 East 2580 South, St. George, UT 84790 Updated: December 2018

Debbie also got permission to share the Superior Threads Towa Tension Guide:

Click photo or go to <https://cag-st-images.s3-us-west-2.amazonaws.com/EducationalCenter/ECpdfs/towa-tension-guide.pdf>



Quilt Show Boutique

Kathy Holt & Char Nolan
Boutique Co-Chairs



CHEYENNE HERITAGE QUILTERS BOUTIQUE DONATION FORM

Once again this year there will be a boutique as part of the Quilt Show on August 12, 13, & 14. All members are encouraged to participate by donating something for this sale. You may do this in three different ways:



1. Donate items and give the Guild 100% of the proceeds.
2. Donate items and you get 75% of the proceeds, CHQ gets 25%.
3. Hang a quilt in the show and designate it for sale. You get 75%, CHQ gets 25%.

100% donated items: All proceeds go to the Guild. The donor determines and marks the price on the item. There is no limit to the number of items that can be donated. Left over items are to be picked up at the end of the show.

75/25 split donated items: 75% of proceeds to donor, 25% to CHQ. No limit to the number of items that can be donated.

Price items with the tags provided by the Guild. List all items on the attached entry form and bring with your items. Bring items to the church at the regular meeting (first Monday of the month) in July and/or August. We would appreciate if all sale items could be at the church by the August meeting but if there are last-minute items please bring them to the church on Thursday the first day of the show at 9:00 am. Additionally, if you are unable to get your boutique items to the church at any of these designated times, please call Char at 303-229-3426 and we will try to arrange a time to get your boutique items.

Quilts hanging in the show and marked "For Sale" : Exhibitor will mark the quilt for sale and mark the price on the quilt. If sold, the purchaser will pay for the quilt at the boutique. The exhibitor will be notified that their quilt has sold. NO quilt will be taken down until the end of the show. Sold quilts will be delivered to the boutique area when taken down after the show. Purchaser must present the receipt to the boutique on Saturday after the show ends to claim the quilt.

Pick up items not sold between 5:00 and 6:00 on Saturday



Quilt Show Boutique

Kathy Holt & Char Nolan
Boutique Co-Chairs



NAME _____

CODE _____

***YOUR CODE IS YOUR INITIALS PLUS THREE NUMBERS THAT YOU CHOOSE.**

PHONE # _____

ITEM LIST:

- | | |
|-----------|-------------|
| 1. _____ | PRICE _____ |
| 2. _____ | PRICE _____ |
| 3. _____ | PRICE _____ |
| 4. _____ | PRICE _____ |
| 5. _____ | PRICE _____ |
| 6. _____ | PRICE _____ |
| 7. _____ | PRICE _____ |
| 8. _____ | PRICE _____ |
| 9. _____ | PRICE _____ |
| 10. _____ | PRICE _____ |

QUILTS FOR SALE:

- | | |
|-----------------------|-------------|
| 1. ENTRY NUMBER _____ | PRICE _____ |
| 2. ENTRY NUMBER _____ | PRICE _____ |

Cheyenne Heritage Quilters

2021 Quilt Show Information

CHQ will be presenting our quilt show August 12, 13, 14, 2021, at the First United Methodist Church.

Quilt Appraisals will be available. The cost is \$50.00. Bea Dersham will be passing a sign-up sheet during our guild meetings. This is a good way to know the value of your quilt for insurance purposes.

You may have your quilt judged if you desire. Our judge will give you a detailed critique of your quilt. Then you know what you might want to improve on with your next project.

Quilts may be for sale. 25% of the sale price will go to the guild.

Quilts will be collected at the August Guild meeting, August 2nd, and on Monday, August 9th from 6:00 to 8:00.

Please write a short statement about your quilt, inspiration, pattern, interesting history or details, who quilted it if not you. Include the size of your quilt. This should be no longer than 150 words. This must be submitted via e-mail no later than August 5th.

Send to Mary Ellen Little, mlittle71@bresnan.net. or mail to 3220 Bevans St. Cheyenne 82001

You may enter up to 5 quilts.

Place each quilt in its own white draw string trash bag. One quilt per bag. Attach Quilt Label from the Quilt Show Entry Form securely to your quilt. Print your name and size of the quilt on the bag.

The drawing for the opportunity quilt will be at 3:00 on Saturday, August 14 just before the show closes.

You may pick up your quilts at 4:00 on Saturday. The take down crew needs time to get the quilts down and in their bags and organized for pick up. Remember to have your Quilt Claim Form.

CHEYENNE HERITAGE QUILTERS
2021 QUILT SHOW ENTRY FORM

Exhibitor's Name _____

Address _____

E-mail _____ Phone _____

Entry Fee: Member no charge Non Member \$5.00 per entry _____
ask about membership \$20.00 per year

To be judged (circle one) Yes No Judging fee \$5.00 per entry _____

Quilt Name _____ Width _____ Length _____

Choose a category whether being judged or not:

Add width plus length. If 90 inches or less it is a small quilt

____ Pieced, small ____ Pieced large ____ Applique ____ Art/Modern

____ Machine quilted (computerized) ____ Machine quilted (hand guided)

Is this quilt for sale? (circle one) Yes No Asking Price _____

Please note:

Every effort is made to safeguard each entry, but private insurance is recommended. Your signature on this entry form acknowledges that:

1. Neither CHQ nor First United Methodist Church is liable for any quilt that is lost or damaged.
2. You grant permission for the quilt to be photographed for non-commercial uses.
3. If you are selling your quilt, CHQ is entitled to 25% of the sale price.

Please write a short statement about your quilt, inspiration, pattern, interesting history or details, who quilted it if not you. Include the size of your quilt. This should be no longer than 150 words. This must be submitted via e-mail no later than August 5th.

Send to Mary Ellen Little, mlittle71@bresnan.net. or mail to 3220 Bevans St. Cheyenne 82001

Signature _____ Date _____

*****detach this section*****

Quilt Claim Form (your copy)

Quilt Label (Attach to Quilt)

Exhibitor _____

Exhibitor _____

Phone _____

Phone _____

Quilt Name _____

Quilt Name _____

who will pick up quilt if not yourself

Quilt Size Width _____ Length _____

Name _____

Quilt Number _____
(assigned at check in)

Phone _____



CHQ Quilting Fun Know It All Puzzle



Write the Acronym Out

AOD	
B2B	
BOM	
CQ	
DSM	
E2E	
FART	
FG	
FOB	
FMQ	
FQ	
HST	
HQ	
LA	
LAQ	
LQS	
MAQ	
OBW	
OP	
PhD	
PIGS	
PIP	
PP	
QAL	
QAYG	
QOV	

RR	
RBR	
RST	
SA	
SABLE	
SEX	
SID	
SnW	
Squishy	
STASH	
TBQ	
TGIF	
TOT	
UFO	
VIP	
WHIMM	
WIP	
WISP	
WWIT	
WOF	
WOMBAT	
WST	



[illegible]



Advertisements



Happy 4th of July.



**Custom Quilting
& Embroidery**
308-641-8638

My month has started off with a Bang. Custom Embroidery Orders, T-shirt Quilts.

Thank you for those who are ordering Supplies. As always I send an order on the 1st and 15th Each month.

Working on a new Zoom Class for Art Quilts. Those of you that did the class at LCCC and in Glendo, before COVID hit, Please contact me if you would like to do another one.

Click Here for some awesome embroidery designs.

<https://embroidervonline.com/?aff=321860>

Quilt Saying and more. Microwave and Dishwasher safe

longarmofthewestcustomquilting.com

Around the Block QUILT SHOP

June/July Events

Block of the Month — 1st Sat of month

We're doing houses!

Toad Toter Bags are back in!

\$30, good forever, and on full moon days, you get 20% off whatever you can fit in the bag.

We are doing a 2020 Block of the Month from Northcott/Banyon batiks. Order your kit soon, if you want to participate. Fabrics will arrive in January.

Plus knitting has started again. Embroidery club is going strong


Hours: M-S 10-6, Sundays 1-5 (Closed 1st Sun.)

453Vandehei Avenue Suite 120

307-433-9555

See aroundtheblockquilts.com for full schedule

BERNINA **AUTHORIZED DEALER!**
made to create



**Long Arms,
Quilters,**



**Embroidery,
& Sergers!**



JANOME

AUTHORIZED DEALER

We Repair ALL Brands

Sewing Center
 **of Cheyenne**

www.SewCenter.com

1511 Logan Ave.

307-778-2717

Answer Key

CHQ

Know It All Puzzle

Write the Acronym out

AOD	All Over Design
B2B	Border to Border
BOM	Block of the Month
CQ	Crazy Quilt
DSM	Domestic Sewing Machine
E2E	Edge to Edge
FART	Fabric Acquisition Road Trip
FG	Flying Geese
FOB	Fear of Binding
FMQ	Free Motion Quilting
FQ	Fat Quarter
HST	Half Square Triangle
HQ	Hand Quilted
LA	Long Armer
LAQ	Long Armer Quilter
LQS	Local Quilt Shop
MAQ	Mid Arm Quilter
OBW	One Block Wonder
OP	On Point
PhD	Projects half Done
PIGS	Projects in Grocery Sacks
PIP	Project in Progress
PP	Paper Piecing
QAL	Quilt Along
QAYG	Quilt As You Go
QOV	Quilt of Valor

RR	Round Robin
RBR	Row by Row
RST	Right Sides Together
SA	Seam Allowance
SABLE	Stash Accumulating Beyond Life Expectancy
SEX	Stash Exchanging eXperience
SID	Stitch in the Ditch
SnW	Stack and Whack
	Envelopes Filled with Swap Fabric or Gifts Sent through the Mail
Squishy	Special Treasures all Hidden Secretly
STASH	To be Quilted
TBQ	Thank God it's Finished
TGIF	Tone on Tone
TOT	Unfinished Object
UFO	Very Important Project
VIP	Works Hidden in My Mind
WHIMM	Work in Progress
WIP	Work in Slow Progress
WISP	What Was I Thinking
WWIT	Width of Fabric
WOF	Waste of Money, Batting and Time
WOMBAT	Wrong Sides Together
WST	



CHQ Membership



2021



Please send your dues of \$20 and the membership form listed in the newsletter to CHQ, P O Box 21194, 82003. THANK YOU!

Donna Dolan, Treasurer



CHEYENNE HERITAGE QUILTER REGISTRATION FORM

Year _____

Please fill out and submit with \$20.00 to:

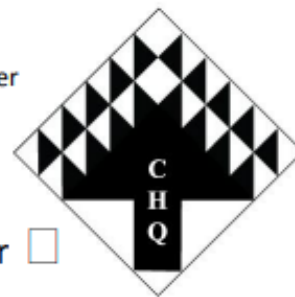
Cheyenne Heritage Quilters; P.O. Box 21194; Cheyenne, WY 82003; Attn: Treasurer

Your membership is valid from January through December

Please fill out the entire form, even if there were no changes from last year.

Renewal Membership ☐

New Member ☐



Please Print

Name _____

Mailing Address _____

Home Phone _____ Cell Phone _____

Email _____

CHQ's monthly newsletter is online at chquilters.org. Check here if you do not have access to the internet. ☐

Office Use _____

Amount Paid: _____ Cash _____ Check number: _____

Guest Policy

Please invite your friends to attend our meetings. All skill levels and non-quilters are welcome. Non-members may attend two meetings for free unless we have a paid guest speaker, then guests are asked to pay a \$5 fee. On the third and subsequent meetings, the non-member must pay \$2 unless membership dues are paid.

Advertisements & Articles for Newsletter

Ads and articles must be quilt, craft or sewing related. They must be "copy" ready. The newsletter editor is not responsible for typing your information. Ad size is 3.5" wide x 4.5" tall.

Articles for the Newsletter can be e-mailed to quiltingfriends307@yahoo.com no later than the 3rd Wednesday of each month.

Cell Phones:

We ask that cell phones be silent or off and that emergency conversations be held out of the meeting room.

Meeting Schedule

We meet at the First United Methodist Church, 108 E. 18th St. on the first Monday of each Month starting at 7 pm. Please view the newsletter for exact meeting times and programs. During the meetings you will have access to our Library.

Show & Tell Guidelines

Show one or more projects. Please share information regarding each piece.

How to Reach Us

Website: www.chquilters.org

Facebook at Cheyenne Heritage Quilters
(<https://www.facebook.com/groups/151036836442851>)

E-mail: info@chquilters.org

Mailing address:

**Cheyenne Heritage Quilters
PO Box 21194
Cheyenne WY 82003**