



Cheyenne Heritage Quilters

Patchwork Update

April 2021



Dedicated to encouraging and broadening quilter's creativity, sharing quilting knowledge, exhibiting quilting accomplishments and contributing to the community.

Dear Members,

I can't believe the luck we are having. First, the pandemic and now a blizzard! I guess we should not be surprised! It is springtime in Wyoming and as we keep hearing "we need the moisture"!

All the state mandates have been lifted as of March 15, 2021. We will leave it up to each member whether they wear a mask or not. We will continue with social distancing. Hopefully, most of us have our vaccinations which will cut down the dangers of covid. I am supposed to get mine tomorrow but, due to the storm, it looks like I am postponed until next week.

As you all know, the Quilt Show/Board meeting was cancelled due to severe weather. Cynthia is doing a great job organizing the show. Hope everyone will help as much as possible. She does have some key positions open such as advertising and the Boutique. Think what you would be willing to help with. Please, sell your tickets for the Opportunity quilt. We have some great programs coming up. Judy Gilmore will be doing the program on April 5th featuring T-shirt quilts. If you have one to share, please bring it. I have 2 but one is in Grand Junction and the other one is in Gillette. Unfortunately they were for friends to give as gifts, so I can't get them back! JoEllen Mass will be presenting the program on May 3, Denim Quilts.

Hope you are all dug out and staying warm and safe. Hope to see you April 5th! Remember, wear a mask if you feel more comfortable (not mandatory), practice social distancing, wash your hands frequently, and if you do not feel well, stay home.

Deb O'Grady
Past and Present President

2021 CHQ Board Members

President:	Deb O'Grady
Vice Pres:	Debbie Baldwin
Secretary:	Mary Ellen Little
Treasurer:	Donna Dolan
Quilt Show Chair:	Cynthia Helmer
Greeter:	Sue Capozella
New Members:	Helen Jarvis
Librarian:	Joyce Holub
Programs:	Debbie Baldwin
Newsletter:	Angela McPherson Di Wilsey Geer
Photographer:	Di Wilsey Geer
Webmistress:	Judy Gilmore
Facebook:	Angela McPherson Di Wilsey Geer
Round Tuit:	Di Wilsey Geer
Community Quilts:	CHQ Members
- Quilter/Coordinator:	Donna Dolan
- Distribution:	Char Nolan



Quilter's News/Updates



August 2021 Quilt Show

Thursday, Aug. 12, 3 p.m. – 7 p.m.

Friday, Aug. 13, 10 a.m. – 7 p.m.

and Saturday, Aug. 14, 10 a.m. – 3 p.m.

Cynthia Helmer is requesting the following positions to be filled to assist with the August Quilt Show:

Challenge Quilt Coordinator	Set up a challenge quilt for the Quilt Show in 2022 and organizing handmade bags to sale at quilt show.
Advertising	Puts advertisements in the paper and Traders near August
Vendors	Ask quilt shops in the area to buy a booth to sell their goods



Club Calendar Reminders

April 5, 2021 @ 7 p.m. - Club Meeting

April 19, 2021 @ 6 p.m. – Quilt Show Meeting

April 19, 2021 @ 7 p.m.– Board Meeting

August 9, 2021 – Call for Quilts (for Quilt Show)

August 12-14, 2021 – Quilt Show

Please note that all safety guidelines will be followed during our meeting, social distancing and wearing masks. Also, watch your e-mails and our Facebook page for updates on meetings.

All above meetings are located at the First United Methodist Church (108 E. 18th St. Cheyenne WY)

Facebook: [Cheyenne Heritage Quilters](#)



ROUND TUIT Winners

2020 ROUND TUIT AWARD

DONNA DOLAN

2021 ROUND TUIT FIRST TO TURN IN SIGN UP SHEET

MARI HARPOLD





Community Quilts



March Distribution of Community Quilts

In March we gave Community Quilts to the following organizations:

Magic City provides support for persons with intellectual and developmental disabilities.

Family Promise, providing homeless with emergency and ongoing shelter.

As of March 19, 2021, CHQ has gifted 72 quilts to the Cheyenne nonprofit community. Thank you to everyone who has contributed to this effort. The quilts are needed, accepted by the recipients with gratitude, and are truly amazing. It is great knowing that during this big storm we have contributed to warmth for so many.

Char Nolan
Quilt Distribution



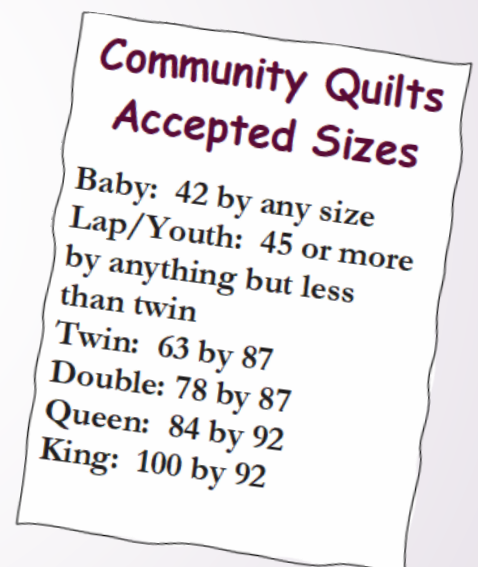
Above: The bottom
Two quilts are done
By Lois M.'s Mom,
Who doesn't stop
Quilting.



Above: These are
all twin quilts.



Above: These are all
lap quilts.





Show and Tell went LIVE for March



Above: Gwen H. shows a quilt she made for the Community Quilts.



Above: Then Gwen showed us the back of the Olaf quilt.



Above: Angela M. accepted a Kona 2021 quilt challenge from another guild and donated this to the CHQ Community Quilts. To the Right Above: Angela M. also purchased the fabric, pieced, and the "A Tribute to Yoda" to the local QOV. You can find this pattern at quiltjubilee.com for free.





Show and Tell

Continued



Left: Finally Angela M. showed off the finished CHQ 2021 BOM quilt hoping more quilters will participate.

Below: Mari H. showed her "On the Go" table runner.



Left: Sylvia G. presented her "Virginia Dale Raffle Quilt"

Right: Carole G. presents a community quilt she pieced together.



Left Bottom: Sandy F. revealed her "Sunflower" quilt.

Right: Can you believe this was the last CHQ meeting Sue F. will be attending before she moves? She showed us her "Zootropolis" quilt by Sassafra Lane. All those cute little animals were appliqued on.





Show and Tell

Continued



Linda B. has been very busy. She pieced three quilts for our CHQ Community Quilters. The recipients will be very lucky to receive such lovey pieced quilts.





CHQ Block of the Month



April 2021 BOM: Contrary Wife Variation



Remember to share your block.
No one shared their block from
last month. If you don't like, well
join us anyway and replace the
block with another 9 1/2 inch
block. Try a block you always
wanted to try.

COMING UP NEXT FOR
May's BOM...

Mosaic



 Directions can be found on
Facebook: Cheyenne Heritage Quilters
<https://www.facebook.com/groups/151036836442>



CHQ Quilting Tips



Quick Quilting tips from the Newsletter Editor:



Have you tried Free Motion Quilting (FMQ)

- Practice, Practice, Practice. I practice doodling while watching T.V., in Staff Meetings, while on the phone, and on my Yahtzee Pad while my husband beats me at all the games.
- Look for inspiration on YouTube, Books, Local Classes, On-Line Classes, floors, paper towels, zentangle coloring books, Pinterest...
- Use Community Quilts to practice your actual quilting
- Use Plexiglass with painter's tape around it (so you don't mark your quilt) and put it on your quilt and use a wet erase marker and practice different designs on your quilt, practice on top of a book or printed out page so you gain memory muscles, practice and learn how to make the design one continuous line. (Thanks Penny for the Plexiglass TIP)
- Play with different colors and types of thread. What I use on my domestic machine may not be what I use on my sit down longarm.
- Encourage each other to try...



My favorite FMQ resources

- Penny Olive (a local instructor and has a [YouTube channel](#))
- Rachelle Denny Designs (on [Facebook](#) and [YouTube channel](#))
- Christina Cameli (*Craftsy, [Christina Cameli's website](#), and [YouTube channel](#))
- Angela Walters (*Craftsy, [Facebook](#), and [YouTube Channel](#))

* You have to be a member of the site



CHQ Upcoming Programs

April 5, 2021 – “T-Shirt Quilts” by Judy Filmore



Bring your T-Shirt Quilt for Show and Tell

May 3, 2021 – “Denim Quilts” by JoEllen Mass



Bring your Denim Quilts for Show and Tell if you have any.

June 5, 2021 – “It's All About the Quilting” by Kelly Gallagher-Abbott



Free for members and \$5 for non-members


**If you have any other ideas or suggestions for CHQ Programs
get with Debbie Baldwin.**



CHQ Quilting Fun



Unscramble each word and write it in the blank provided. Underscores means there is a blank between words. One underscore means it is two words but all letters are scrambled together.



1. __fhm_eciursdtihcodtehtrunts
2. eemsbpirhm
3. tle_kton_cfbh_mhoo
4. tigaqenlllhcue_
5. mciqmu_ysttonlui
6. yrilbra
7. qisoht_ulw
8. iruo_tund
9. rndion_obur
10. hutnsok_wr

- 11.owpkrossh
- 12.er_inhetclaeiygrhnteeq_seu
- 13.tcrslsue_nengairl
- 14.nl_ldosthaew_
- 15.roacphktw
- 16.unta_klrocheodb_
- 17.blmenec_gtui
- 18.sneeq_rmtutlwftag_suo_molin_gohi_t
- 19.wtcngoeyneseer_fcnie__
- 20.nteeslrfa_trceoe_lsiwrt



Around the Block

Club Meeting

Longarm of the

Round Tuit

Articles for
Newsletter

Community
Quilts

West Custom
Quilting

Sewing Center of
Cheyenne

Block of the
Month

First United
Methodist
Church

Membership

Show and Tell

Challenge Quilt

Learning
Clusters

Patchwork

Trunk Show

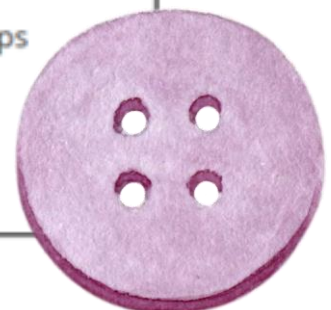
Cheyenne
Heritage Quilters

Library

Quilt Show

Workshops

Round Robin





Advertisements



longarmofthewestcustomquilting.com



Lots of longarm quilting has been going on here. A big thank you to those that have asked me to quilt their quilt tops. As soon as I figure out my facebook page, I will be posting those quilts I quilted.

I still place orders for supplies on the 15th and 31st. Need needles for your sewing machine and no stores are open, give me a call. I have a stock of small notions and threads.



Custom Embroidery now offered on Jackets, Sweat S and ,Hats. Business logo

longarmofthewestcustomquilting.com

BERNINA

made to create **AUTHORIZED DEALER!**



**Quilting,
Embroidery,
Long Arms,
& Sergers!**

We Repair ALL Brands

Sewing Center www.SewCenter.com
of Cheyenne 1511 Logan Ave.
307-778-2717

JANOME

AUTHORIZED DEALER

Around the Block QUILT SHOP

April Events

Block of the Month — 1st Sat of month

We're doing houses!

Designing With Panels — March 31

(Discussion, no sewing)

Attic Window — Sat. April 17

Fanfaire — Sats April 10 & 24

Lone Star Quilt — Sats May 1, 8, 15 1-4

Plus knitting has started again.

Embroidery club is going strong

Hours: M-S 10-5, Sundays Sun 1-4

453Vandehei Avenue Suite 120

307-433-9555

See aroundtheblockquilts.com for full schedule

Unscramble Fun Answers

1. First United Methodist Church
2. Membership
3. Block of the Month
4. Challenge Quilt
5. Community Quilts
6. Library
7. Quilt Show
8. Round Tuit
9. Round Robin
10. Trunk Show
11. Workshops
12. Cheyenne Heritage Quilters
13. Learning Clusters
14. Show and Tell
15. Patchwork
16. Around the Block
17. Club Meeting
18. Longarm of the West Custom Quilting
19. The Sewing Center of Cheyenne
20. Articles for Newsletter

From the Manitowoc County Sheriff's Office

Where did you grow up: **STOP**

Favorite color: **GIVING**

First pet's name: **PEOPLE**

Street you grew up on: **YOUR**

Favorite child's name: **PERSONAL**

Favorite sports team: **INFO**

High school mascot: **TO**

Favorite food: **GUESS**

What was your first car: **YOUR**

Mom's maiden name (before she married): **PASSWORD**

First job: **AND**

Favorite band: **SECURITY**

Favorite food: **QUESTIONS**

March 2021 Program was
our local Police
explaining how not to be
scammed or become a
victim

Here are some helpful
tips.



*Cheyenne Police Department 307-637-6524

*National Credit Bureaus – Experian, Transunion and Equifax. Place a freeze on your credit history. The thief can't set up new accounts, make purchases, etc without your approval. You can remove the freeze if necessary.

*Federal Trade Commission – report Identity Theft www.identitytheft.gov

1-877-438-4338

*Change all passwords affected. You can look on your browser and see which have been compromised. Best to change to obscure passwords and keep a record off your computer. Keeping them stored on a USB stick is a safe way to keep them.

*Remove any Credit Card or bank information from all accounts. Change the cards if necessary. Put spending limits on any transactions over the internet or by phone. You must be contacted to approve the expenditure.

*Monitor your transactions to make sure they are yours and not the hacker.

*Credit card transactions are insured and you can report the loss and not be held responsible. Debit cards are NOT insured.

*Norton/Lifelock. Install on your computer. Protection against hackers. Lifelock insures for \$1,000,000.00

*AARP Fraud Watch Network 877-908-3360

<https://www.aarp.org/money/scams-fraud/>

*Facebook DOES NOT respond. Change your password to something completely obscure.



CHQ Membership



2021



Please send your dues of \$20 and the membership form listed in the newsletter to
CHQ, P O Box 21194, 82003. THANK YOU!

Donna Dolan, Treasurer



CHEYENNE HERITAGE QUILTER REGISTRATION FORM

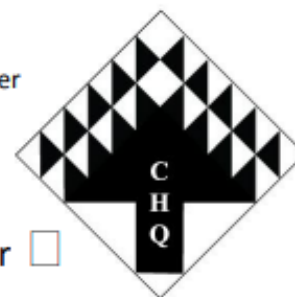
Year _____

Please fill out and submit with \$20.00 to:

Cheyenne Heritage Quilters; P.O. Box 21194; Cheyenne, WY 82003; Attn: Treasurer

Your membership is valid from January through December

Please fill out the entire form, even if there were no changes from last year.



Renewal Membership ☐

New Member ☐

Please Print

Name _____

Mailing Address _____

Home Phone _____ Cell Phone _____

Email _____

CHQ's monthly newsletter is online at chquilters.org. Check here if you do not have access to the internet. ☐

Office Use _____

Amount Paid: _____ Cash _____ Check number: _____

Guest Policy

Please invite your friends to attend our meetings. All skill levels and non-quilters are welcome. Non-members may attend two meetings for free unless we have a paid guest speaker, then guests are asked to pay a \$5 fee. On the third and subsequent meetings, the non-member must pay \$2 unless membership dues are paid.

Advertisements & Articles for Newsletter

Ads and articles must be quilt, craft or sewing related. They must be "copy" ready. The newsletter editor is not responsible for typing your information. Ad size is 3.5" wide x 4.5" tall. Articles for the Newsletter can be e-mailed to quiltingfriends307@yahoo.com no later than the **3rd Wednesday** of each month.

Cell Phones:

We ask that cell phones be silent or off and that emergency conversations be held out of the meeting room.

Meeting Schedule

We meet at the First United Methodist Church, 108 E. 18th St. on the first Monday of each Month starting at 7 pm. Please view the newsletter for exact meeting times and programs. During the meetings you will have access to our Library.

Show & Tell Guidelines

Show one or more projects. Please share information regarding each piece.

How to Reach Us

Website: www.chquilters.org
Facebook at Cheyenne Heritage Quilters
(<https://www.facebook.com/groups/151036836442851>)
E-mail: info@chquilters.org

Mailing address:

**Cheyenne Heritage Quilters
PO Box 21194
Cheyenne WY 82003**