



Cheyenne Heritage Quilters

Patchwork Update

May 2021



Dedicated to encouraging and broadening quilter's creativity, sharing quilting knowledge, exhibiting quilting accomplishments and contributing to the community.

Dear Members,

The mandates are slowly but surely being lifted and most of us have been vaccinated! Hopefully we will get back to a little normalcy!

The Quilt Show is coming along thanks to Cynthia's hard work. She has a few spots open for Chairmen. Everyone's help is needed to make this show a success! Carole will be passing around a signup sheet. Please be generous with your time. Also, Di has lots of tickets for the Opportunity quilt. I know I need to get mine turned in. Now is the time to get those quilts ready for the show and don't forget items to put in the Boutique.

Debbie Baldwin has some great programs lined up for us. Hope you all check the calendar to see what is planned. JoEllen Mass will be doing a presentation on denim quilts May 3rd. She also has a class planned for Sept. 11 taught by Daenette Moore. It will be out at Little Bear with lunch available.

Community quilts are busy donating quilts to our community members in need. I know the VA Women's Clinic has received 10 more, 5 boy and 5 girl, baby quilts. The ladies really appreciate them. Our sewers need help sewing kits. I know we are all busy but, if you can help with one quilt, it will be appreciated!

A reminder that our summer meetings will be the first Monday of the month instead of the 3rd. The Board meeting will be on the 3rd Monday of each month at 7:00 pm at the church. Everyone is invited to attend. Currently, the Quilt show meeting is being held right before the Board meeting at 6:00 pm.

Hope to see you at the May meeting.

Deb O'Grady

Past and Present President

2021 CHQ Board Members

| | |
|-------------------------------|--|
| President: | Deb O'Grady |
| Vice Pres: | Debbie Baldwin |
| Secretary: | Mary Ellen Little |
| Treasurer: | Donna Dolan |
| Quilt Show Chair: | Cynthia Helmer |
| Greeter: | Sue Capozella |
| New Members: | Helen Jarvis |
| Librarian: | Joyce Holub |
| Programs: | Debbie Baldwin |
| Newsletter: | Angela McPherson Di Wilsey Geer |
| Photographer: | Di Wilsey Geer |
| Webmistress: | Judy Gilmore |
| Facebook: | Angela McPherson Di Wilsey Geer |
| Round Tuit: | Di Wilsey Geer |
| Community Quilts: | CHQ Members |
| - Quilter/Coordinator: | Donna Dolan |
| - Distribution: | Char Nolan |



Quilter's News/Updates



August 2021 Quilt Show


Thursday, Aug. 12, 3 p.m. – 7 p.m.
Friday, Aug. 13, 10 a.m. – 7 p.m.
and Saturday, Aug. 14, 10 a.m. – 3 p.m.

Our Quilt Show Chairperson, Cynthia Helmer, is requesting the following positions to be filled to assist with the August Quilt Show:

| | |
|-----------------------------|---|
| Challenge Quilt Coordinator | Set up a challenge quilt for the Quilt Show in 2022 and organizing handmade bags to sale at quilt show. |
| Advertising | Puts advertisements in the paper and Traders near August |
| Vendors | Ask quilt shops in the area to buy a booth to sell their goods |



Do you have plastic hangers with the clips on them laying around your house? CHQ is willing to take them off your hands. Please donate them during our monthly meetings to help hang quilts during the quilt show.



Club Calendar Reminders

May 3, 2021 @ 7 p.m. - Club Meeting (bring Not so Attractive Fat Quarter for future activity)
May 17, 2021 @ 6 p.m. – Quilt Show Meeting
May 17, 2021 @ 7 p.m.– Board Meeting
June 7, 2021 @ 7 p.m. – Club Meeting
June 21, 2021 @ 6 p.m. – Quilt Show Meeting
June 21, 2021 @ 7 p.m. – Board Meeting
* July 6, 2021 @ 7 p.m. – Club Meeting

(*Note: this is a Tuesday not our normal Monday meeting due to the holiday)

August 9, 2021 – Call for Quilts (for Quilt Show)

August 12-14, 2021 – Quilt Show

September 11, 2021 – Quilt as You Go “Starburst” class by Daenette More at Little Bear

Visit us on Facebook: [Cheyenne Heritage Quilters](#)

Round Tuit Sign Up



On behalf of the CHQG board, we encourage you to complete the form provided below and list as projects you'd like to attempt to finish this year that you started prior to 2021. Hey, your goal could be just one quilt!

Complete the first two columns on the list (name or description, date started, if known, or an approximate), then submit that to me via email (guiltntntherapy@gmail.com), in person, or by mail (5606 Dayton Drive Cheyenne WY 82009). You'll want to keep your own list of what you submitted for any note taking (such as, don't ever try this technique again or hey, I should teach this at one of our Saturday events) and to log the date finished.

Now, don't put off completing and submitting this form like you've done so with those projects! I'm mixing things up this year to encourage you to finish projects and make things fun!! There may be monthly prizes, a prize if your finished project is a certain color, a prize if you are the first to submit your Round Tuit list, a prize if you Show and Tell your finished quilt and mention it during your presentation. Oh, then we'll have a grand prize come spring of 2022. I'm looking forward to announcing the 2021 winner soon. Did I mention that there will be prizes! Now, that should be an incentive! Get-R-Done quilters. – Di Wilsey Geer



Cheyenne Heritage Quilters Member's Round Tuit Log 2021

Quilter's Name:

[illegible]



Community Quilts



April Distribution of Community Quilts

This month we've finished 4 twin quilts, 4 lap/youth, 7 baby, & 2 pillowcases for community quilts.

Thanks for all your help, members! There are kits on my porch if you'd like to help sew or use your own stash. We'll quilt & bind if you want.

Char tells us where they've been given out. If anyone hears of a person or family in need, please let her know.

Donna D.

Community Quilts Accepted Sizes

Baby: 42 by any size
Lap/Youth: 45 or more by anything but less than twin
Twin: 63 by 87
Double: 78 by 87
Queen: 84 by 92
King: 100 by 92



Lap Quilts



Baby Quilts



Twin Quilts

CHQ invites members to participate in the "The Gift that Gives Back"



Bring 1 "Not So Attractive" fat quarter to the Club Meeting on May 3rd!

"The Gift that Gives Back"

We all may have heard that saying that there is no such thing as ugly fabric. However, we all have seen some or have some fabric in our stash that, in our opinion, disputes that very statement! Join in the guild's FUN factor by bringing one "not so attractive" (that's politically correct for ugly) fat quarter to the May 3, 2021 meeting. Please pin an address label or a piece of paper with your name onto the fat quarter. If you are unable to attend that meeting and still want to participate, email Di at quilttherapy@gmail.com to make delivery arrangements. We'll announce the details of this FUN activity at the June meeting. The more the merrier, quilters. This is one guild activity that you'll want to be a part of!

Di



T-shirt Quilts

Presented by Judy Gilmore and CHQ Members



✂ Judy Gilmore shared a wonderful presentation on T-Shirt Quilts. She covered how to prepare the T-shirt logos, types of stabilization, block sizes, layout variations and methods, backing choices, and quilting ideas. Judy recently taught the T-shirt quilt process and proudly hung her student, Carrie's, quilt during her program. Several handouts were also provided for members at each table to peruse. A unique method of curved cutting and piecing a T-shirt logo and a blender piece of fabric is what Judy is "wearing." CHQ members then participated in the Show and Tell.



Student Carrie's Quilt

Martin's Quilt



Gretchen's Quilt





T-Shirt Quilts

Presented by Judy Gilmore
and CHQ Members



Kathy S.



Carole G.



Sue C.



Kathy S.



Ione P.



Donna D.



Donna D.



Show and Tell went LIVE for April



Above: Mary Ellen showed off one of her Round Tuit quilts. She used a Jan Adams' design using some Kaffe Fassett fabric.



Above: Sandy F. presented her Heart quilt. Did she steal your heart with this quilt?



Above: Darlene M. brought her Houndstooth quilt. Very Interesting!



Show and Tell

Continued



Left: Darlene M.
showcased her Double
Vision Panel Quilt.

Both Darlene and Arlene
F. took the Double
Vision Panel Quilt Class
that our very own CHQ
member Di Wilsey Geer
taught during the 2021
WSQG Spring Retreat.

Right:
Arlene F.'s Double
Vision Panel Quilt as
Di is summarizing
her class.





Show and Tell

Continued



In March Tracy sent the Newsletter her quilting projects from FL with a little message for the CHQ members:

Hi, I'm finally getting back to my quilting after about a year! I joined the guild here and last month we had a class on Hexies.

These are my finished projects. The placemats have a half hexie braid border, there are 6 of them, just finishing up! The bunny is from the Lil Twister pattern series.

Hope everyone is staying safe and warm,
Tracy



April's Guests:

Ilka Moosman
Sue Miller
Janet Osborn
Beth Hill



CHQ Block of the Month



May 2021 BOM: Mosaic



Remember to share your block. No one shared their block from last month. If you don't like the block, we'll join us anyway and replace the block with another 9 1/2-inch block. Try a block you always wanted to try!

COMING UP NEXT FOR
June's BOM...

Snowball Variation



Directions can be found on
Facebook: Cheyenne Heritage Quilters
<https://www.facebook.com/groups/151036836442>



CHQ Quilting Tips



Quick Quilting tips from the Newsletter Editor:



Make Your Own Quilting Templates



With Plastic File Dividers (<http://sonenskadu.blogspot.com/2011/07/template-tutorial.html>)



With Plastic Sheets (https://www.youtube.com/watch?v=gRsUr3c_2Bs)




Use wax paper and trace your design, then sew through the wax paper with just a needle (the bigger the needle the bigger the hole and use a basting stitch length). You can iron on the wax paper template to your quilt or just hold it with your hand. Use pounce chalk to go over holes and quilt away using your marked lines.



When you can't get your blocks to be perfect... CHEAT



Paper Piece those blocks... I found a Brenda Henning's Triangulations that helps make Strip Half Squares, Half Square Triangles, Quarter Squares, and Flying Geese that she calls Tamed. I bought newsprint paper (sized 8 1/2 x 11) that fits perfectly into my printer. Now no matter what project I'm working on I won't let those darn squares out of alignment.



CHQ Upcoming Programs

May 3, 2021 – “Denim Quilts” by JoEllen Mass



Bring your Denim Quilts for Show and Tell if you have any.

June 7, 2021 – “How to Choose the Design for your Quilt” by Kelly Gallagher-Abbott



Free for members and \$5 for non-members

November 1, 2021 – “Tabletop Demos” by CHQ members



Please get with Debbie if you have any quick demos, you are willing to show


If you have any other ideas or suggestions for
CHQ Programs get with Debbie Baldwin.





CHQ Quilting Fun

Color Me Pretty





Advertisements



BERNINA

made to create

**AUTHORIZED
DEALER!**



**Quilting,
Embroidery,
Long Arms,
& Sergers!**

We Repair ALL Brands

Sewing Center
of Cheyenne

www.SewCenter.com

1511 Logan Ave.

307-778-2717

JANOME

AUTHORIZED DEALER



**Around the Block
QUILT SHOP**

Monday through Saturday, 10 a.m. - 6 p.m.

453 Vandehei Ave, Suite 120 - Cheyenne, WY 82009
307-433-9555

*Just off Exit 13 (Vandehei), on the east side of Interstate-25,
in the corner (the elbow, actually) of the mini-mall.
Look for fabric in the window.*

Welcome to
Around the Block Quilt Shop
Have Fun and Make Something Beautiful

aroundtheblockquilts.com

LONGARM OF THE WEST CUSTOM QUILTING, LLC
CHEYENNE, WYOMING

ADDED A NEW MACHINE
TO GO ALONG WITH MY
LONGARM QUILTING.
MEET VENTURE



I just finished
digitizing a puppy
from a photo of her
puppy.

I can do jackets, hats, T-shirts
with your business logo. Also monograms
on napkins, towels,
and so much more



I will pickup and deliver
within a 50 mile radius.
Ship me a quilt and I will
pay for the shipping back.

Send me an email or text my
phone 308-641-8638

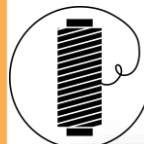
Check out my Web Page.

Mother's day just around the
Corner. I added another
machine to my shop. An
inspiration to my crafting
personality.

Photo



Photo on one
side and saying
on the other.
Mirowave &
Dishwasher Safe



Di's Tip

Keep your sewing area clean!



Cut a small piece of batting to lay near your
machine. While sewing place your cut
threads on the batting. Threads are attracted
to the batting and will stay put until your toss
the batting away. Keeping your sewing area
clean one thread at a time.

CHQ Membership

2021



Please send your dues of \$20 and the membership form listed in the newsletter to CHQ, P O Box 21194, 82003. THANK YOU!

Donna Dolan, Treasurer



CHEYENNE HERITAGE QUILTER REGISTRATION FORM

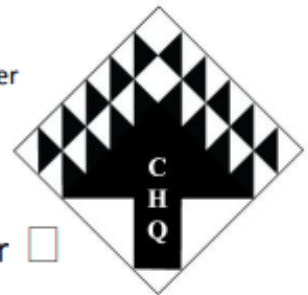
Year

Please fill out and submit with \$20.00 to:

Cheyenne Heritage Quilters; P.O. Box 21194; Cheyenne, WY 82003; Attn: Treasurer

Your membership is valid from January through December

Please fill out the entire form, even if there were no changes from last year.



Renewal Membership ☐

New Member ☐

Please Print

Name _____

Mailing Address _____

Home Phone _____ Cell Phone _____

Email _____

CHQ's monthly newsletter is online at chquilters.org. Check here if you do not have access to the internet. ☐

Office Use _____

Amount Paid: _____ Cash _____ Check number: _____

Guest Policy

Please invite your friends to attend our meetings. All skill levels and non-quilters are welcome. Non-members may attend two meetings for free unless we have a paid guest speaker, then guests are asked to pay a \$5 fee. On the third and subsequent meetings, the non-member must pay \$2 unless membership dues are paid.

Advertisements & Articles for Newsletter

Ads and articles must be quilt, craft or sewing related. They must be "copy" ready. The newsletter editor is not responsible for typing your information. Ad size is 3.5" wide x 4.5" tall.

Articles for the Newsletter can be e-mailed to quiltingfriends307@yahoo.com no later than the **3rd Wednesday** of each month.

Cell Phones:

We ask that cell phones be silent or off and that emergency conversations be held out of the meeting room.

Meeting Schedule

We meet at the First United Methodist Church, 108 E. 18th St. on the first Monday of each Month starting at 7 pm. Please view the newsletter for exact meeting times and programs. During the meetings you will have access to our Library.

Show & Tell Guidelines

Show one or more projects. Please share information regarding each piece.

How to Reach Us

Website: www.chquilters.org

Facebook at Cheyenne Heritage Quilters

(<https://www.facebook.com/groups/151036836442851>)

E-mail: info@chquilters.org

Mailing address:

**Cheyenne Heritage Quilters
PO Box 21194
Cheyenne WY 82003**