



# *Cheyenne Heritage Quilters*

## *Patchwork Update*

### *March 2021*



*Dedicated to encouraging and broadening quilter's creativity, sharing quilting knowledge, exhibiting quilting accomplishments and contributing to the community.*

Dear Members,

I hope this newsletter finds you all well. With the vaccines coming out, hopefully more people will be feeling more confident to move about. A lot of the restrictions are being lifted which is always a good sign!

The board met and it was great to see everyone who attended! Cynthia has the 2021 Quilt Show planning well underway. MaryEllen will be doing "Call for Quilts" and Bea will be talk to Cindy Brick about doing the quilt appraisals and judging for the show. We still need Advertising, Boutique, vendors, and someone to prepare the Challenge quilt for 2022. Remember, many hands make for light work! Please, pick up the Opportunity quilt raffle tickets if you haven't already.

We are trying to get some programs scheduled. If you have any ideas or a specific skill you have or would like to see, please let Debbie Baldwin know.

Deb O'Grady  
Past and Present President

## 2021 CHQ Board Members

President:	Deb O'Grady
Vice Pres:	Debbie Baldwin
Secretary:	Mary Ellen Little
Treasurer:	Donna Dolan
Quilt Show Chair:	Cynthia Helmer
Greeter:	Sue Capozella
New Members:	Helen Jarvis
Librarian:	Joyce Holub
Programs:	Debbie Baldwin
Newsletter:	Angela McPherson Di Wilsey Geer
Photographer:	Di Wilsey Geer
Webmistress:	Judy Gilmore
Facebook:	Angela McPherson Di Wilsey Geer
Round Tuit:	Di Wilsey Geer
Community Quilts:	CHQ Members
- Quilter/Coordinator:	Donna Dolan
- Distribution:	Char Nolan



# Quilter's News/Updates



## August 2021 Quilt Show



**\*TIME Changed:**

**Thursday, Aug. 12, 3 p.m. – 7 p.m.**

**Friday, Aug. 13, 10 a.m. – \*7 p.m.**

**and Saturday, Aug. 14, 10 a.m. – \*3 p.m.**

Cynthia Helmer is requesting the following positions to be filled to assist with the August Quilt Show:



Challenge Quilt Coordinator	Set up a challenge quilt for the Quilt Show in 2022 and organizing handmade bags to sale at quilt show.
Advertising	Puts advertisements in the paper and Traders near August
Judging	Judges the quilts entered into the show
Boutique	Sets up time for workers. Set up display. Collect money daily. Tear down crew.
Vendors	Ask quilt shops in the area to buy a booth to sell their goods
Quilt Mom	Is responsible for the Raffle Quilt and will takes Raffle Quilt to different quilt shops in Wyoming.

## Club Calendar Reminders

**March 1, 2021 @ 7 p.m. - Club Meeting**

**March 15, 2021 @ 6 p.m. – Quilt Show Meeting**

**March 15, 2021 @ 7 p.m.– Board Meeting**

**August 9, 2021 – Call for Quilts (for Quilt Show)**

**August 12-14, 2021 – Quilt Show**

**Please note that all safety guidelines will be followed during our meeting, social distancing and wearing masks. Also, watch your e-mails and our Facebook page for updates on meetings.**

All above meetings are located at the First United Methodist Church (108 E. 18<sup>th</sup> St. Cheyenne WY)

Facebook: Cheyenne Heritage Quilters

[illegible]





# Community Quilts



This month we gave Community Quilts to the Safehouse Services of Cheyenne. Safehouse Services provide shelter for victims of domestic violence, rape, sexual assault, stalking and other violent crimes. Quilts that are given to all the organizations are beautiful and are received with extreme gratitude.

Char Nolan  
Quilt Distribution



Carole, Laraine, Linda B, Donna G, & Donna D represented CHQ as they gave quilts to the newest owners of a Habitat for Humanity home.



## Community Quilts Accepted Sizes

Baby: 42 by any size  
Lap/Youth: 45 or more  
by anything but less  
than twin  
Twin: 63 by 87  
Double: 78 by 87  
Queen: 84 by 92  
King: 100 by 92





# Show and Tell went LIVE for February



Above: Cynthia showed a quilt she made for her grandson. The dragons are so sweet looking.



Above: Cynthia also showed a baby quilt she made for her granddaughter. Lovely bright colors.



Above: Cynthia made this quilt for herself. Of course she will add minky to the back.



Above: Cynthia made this t-shirt quilt for her niece.





# Show and Tell

## Continued



Left: Donna G. showed her Gem quilt. What a lovey way to show off a set of rainbow colors

Below: Jan S. presented her Heart quilt. Notice the keyboard border with left over fabric.



Left: Lissy C. made the plane quilt for her 4 yr old grandson who's daddy is a pilot flying for the military.

Right:  
The back of the plane quilt. Way to use the leftover panel.



Bottom Left: The pink and gray quilt is for Lissy's granddaughter who lives in CO. She even did some of the sewing.



Above: Angela showed her sample quilt as she practiced and learned how to do more Free Motion Quilting.





# Show and Tell

## Continued



---

Left and below: Donna D. showed a few quilts she sewed for herself and for community quilts. The Orange/Purple/Green quilt was made for herself but then she ended up giving it to the community quilts... always thinking of others.

\*\*\*Don't forget to pick up kits or quilts ready to be binded at the next meeting if you wish to contribute to the Community Quilts.

---



---

Left: Laraine H. showed off her Halloween Quilt. We all decided she was early and not late!!!

---



# CHQ Block of the Month



March 2021 BOM: Susannah




Directions can be found on  
**Facebook: Cheyenne Heritage Quilters**  
<https://www.facebook.com/groups/151036836442>



Remember to share your block.  
No one shared their block from  
last month. If you don't like, we'll  
join us anyway and replace the  
block with another 9 1/2 inch  
block. Try a block you always  
wanted to try.

COMING UP NEXT FOR APRIL's  
BOM... Full disclosure that I did not make  
up this name and it's not an  
APRIL FOOLS JOKE... LOL

Contrary Wife



## CHQ Upcoming Programs



♣ April 5, 2021 – “T-Shirt Quilts” by Judy Filmore

♣ May 3, 2021 – “Denim Quilts” by JoEllen Mass

If you have T-Shirt or Denim Quilts bring them to  
the meeting!







# CHQ Quilting Tips



## Quick Quilting tips from the Newsletter Editor:

- ♣ Unique Quilting Tools found around the house... but should be bought new
  - Pipe cleaners - used to clean the inside of your machines and can be bent to fit in tight areas.
  - New Toilet Brush – used to clean thread off of your carpet
- ♣ Unique Quilting Tools found in a local auto store for so much less \$\$\$
  - Magnet bowl - used to hold pins, screws, small screwdrivers
  - Magnet pen (telescoping magnet pen)
  - Telescope Mirror – used to see in areas of your machine you normally couldn't see (also look for a phone app called Magnifying Glass with Light which is awesome for detecting images that your eyes are unable to see and you are able to snap a photo for a better look.



## Tip from Debbie B.



Normally, the articles should be about quilting, but I want to let you know what happened to me this past month. In my former life (before retirement) I was a forensic accountant, helping non-profits with investigating fraud and embezzlement.

I get up in the morning and check my e-mail and Facebook, before I start my day. On January 22, I wasn't able to log on to Facebook and was asked to sign back in. I saw that my e-mail associated with my Facebook account had been changed...not by me. That sent up an immediate red flag. I went to my Amazon account and removed the billing information and to any other account I had a automatic payment associated with it.

My son posted on my page that my Facebook account had been hacked, but I got notices that others had accepted my friend request (which I hadn't sent) and their accounts were hacked too. There was nothing I could do to stop it, since I didn't know the notices had been sent until too late.

The hacker was able to access out financial information and on-line orders were placed for about \$4000.00. Thankfully, I was able to stop these orders, change account numbers and freeze our credit. I also got a huge number of very explicit pornographic text messages. Both Cheyenne PD and other police jurisdictions were involved, along with the FBI.

What have I learned from this experience?

1. Facebook is of no help. They don't respond. It's up to you to police your accounts and be aware of any changes to it.
2. Scrutinize your financial records and put restrictions on your accounts – limit on-line sales to a certain amount and they can't be completed without your approval.
3. If you don't have any plans for large purchases in the very near future, place a freeze on your credit with the National Credit Bureaus. No one can set up new accounts or make large purchases in your name without your being contacted to release the freeze.
4. Your browser keeps all your accounts sign-ins and passwords. Go through everything and change them. Make a list using a USB stick and keep your information on it, not on your computer.
5. Stay on top of everything. This can create a nightmare to work through but by staying vigilant, it won't ruin you financially.

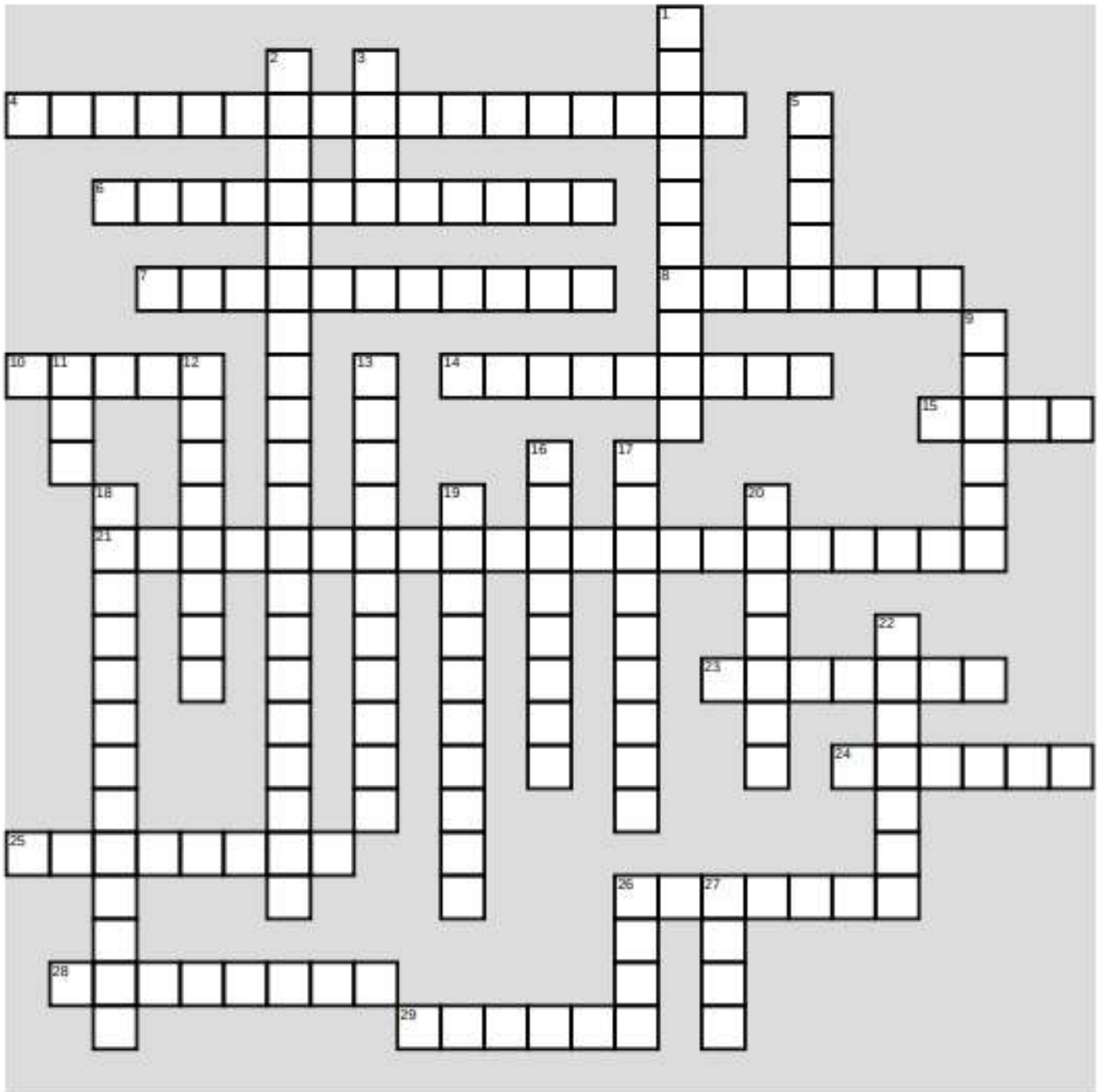


# CHQ Quilting Fun



## CHQ March Crossword Puzzle

See next page for clues and wordlist... answers are on advertisement page.



**Click or use the link below to play online.**

<https://crosswordhobbyist.com/866896/CHQ-March-Crossword-Puzzle>





# CHQ Quilting Fun



## Across

- 4 An attachment to a sewing machine to achieve 1/4 seams.
- 6 Small blocks that join sashing.
- 7 A small tool to take out unwanted stitches. Also known in Jan's newsletter as the RIP IT RIP IT stitch.
- 8 Strips of fabric sewn in between blocks.
- 10 NOT a blanket
- 14 Put this down when Free Motion Quilting.
- 15 One type of a batting's thickness.
- 21 Can create 2 units when sewing corner to corner twice parallel.
- 23 Fabric stitched by machine or hand to finish the outside edges of a quilt.
- 24 Type of quilt when using small orphaned pieces of fabric.
- 25 When colors and dies misbehave. Causes quilters to debate about prewashing fabrics
- 26 Part of a quilt sandwich. Sometimes made of wool.
- 28 Blocks placed at a 45 degree angle to create a quilt top.
- 29 Plastic guide with measurements.

## Down

- 1 Back side of fabric.
- 2 Stitching with feed dogs down.
- 3 If binding on a curve then cut on the \_\_\_\_\_.
- 5 This location is in between two pieces of fabric when wanting to quilt but not see the stitches.
- 9 A unit pieced together. Multiple units creates a quilt.
- 11 Round Tuit helps eliminate these.
- 12 A shape or design placed on fabric to trace of cut out.
- 13 A piece of fabric 18" x22"
- 16 A method of ironing for quilters.
- 17 Piecing small cut fabric to create a larger quilt design.
- 18 A technique that saves time when piecing.
- 19 A stitches not normally used for piecing.
- 20 Part of quilt sandwich. Should be 4-6 inches larger if a longarmer is quilting.
- 22 Process where fabric is sewn together.
- 26 Cut on the 45 degree angle often used with curved quilts.
- 27 Another method of securing the quilt together

## WORD LIST:

BACKING  
BACKSTITCH  
BATTING  
BIAS  
BIAS  
BINDING  
BLEEDING  
BLOCKS  
CHAIN\_PIECING  
CORNERSTONES

DITCH  
FAT\_QUARTER  
FEED\_DOGS  
FREE\_MOTION\_QUILTING  
HALF\_SQUARE\_TRIANGLES  
LOFT  
ON\_POINT  
PATCHWORK  
PIECING  
PRESSING

QUARTER\_INCH\_FOOT  
QUILT  
RULERS  
SASHING  
SCRAPY  
SEAM\_RIPPER  
TEMPLATE  
TIED  
UFO  
WRONG\_SIDE



# Advertisements



## Around the Block QUILT SHOP

### March Events

Charm Quilt Exchange, starting Jan 30

Block of the Month 1<sup>st</sup> Sat in Feb

We're doing houses!

Designing with Panels March 31

(discussion, no sewing)

Dinos with Teeth Wednesday March 3

Tiger Tiger Saturdays March 20 & 27

\$35 Sue Frerich

Plus knitting has started again.

Embroidery club is going strong

Hours: M-S 10-5, Sundays Sun 1-5

453Vandehei Avenue Suite 120

307-433-9555

See [aroundtheblockquilts.com](http://aroundtheblockquilts.com) for full schedule

LONGARM OF THE WEST CUSTOM QUILTING, LLC  
CHEYENNE, WYOMING



ADDED A NEW MACHINE  
TO GO ALONG WITH MY  
LONGARM QUILTING.  
MEET VENTURE

I just finished  
digitizing a puppy  
from a photo of her  
puppy.



I can do jackets, hats, T-shirts  
with your business logo. Also monograms  
on napkins, towels,  
and so much more

I will pickup and deliver  
within a 50 mile radius.  
Ship me a quilt and I will  
pay for the shipping back.

Send me an email or text my  
phone 308-641-8638

Check out my Web Page.

It has been a Great Month. I have made and quilted 2 T-Shirt Quilts for customers, repaired a quilt for a customer whose grandma made him. All done in Octagon Polyester and tied. I love receiving quilt tops and sandwiching them together. Each quilt I receive is unique and beautiful. Thank you to all my old and new customers. I love seeing what you made. I am looking forward to quilting your next quilt. Marcia

# BERNINA

made to create

AUTHORIZED  
DEALER!



Quilting,  
Embroidery,  
Long Arms,  
& Sergers!

We Repair ALL Brands

Sewing Center  
of Cheyenne

[www.SewCenter.com](http://www.SewCenter.com)


1511 Logan Ave.

307-778-2717

# JANOME

AUTHORIZED DEALER

## CHQ March Crossword Puzzle







# CHQ Membership

## 2021



---

Please send your dues of \$20 and the membership form listed in the newsletter to CHQ, P O Box 21194, 82003. THANK YOU!

Donna Dolan, Treasurer

---



### CHEYENNE HERITAGE QUILTER REGISTRATION FORM

Year \_\_\_\_\_

Please fill out and submit with \$20.00 to:

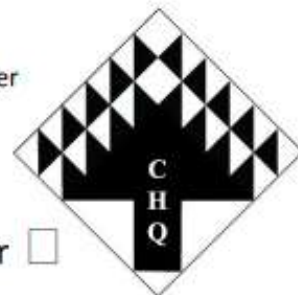
Cheyenne Heritage Quilters; P.O. Box 21194; Cheyenne, WY 82003; Attn: Treasurer

Your membership is valid from January through December

*Please fill out the entire form, even if there were no changes from last year.*

Renewal Membership ☐

New Member ☐



#### Please Print

Name \_\_\_\_\_

Mailing Address \_\_\_\_\_

Home Phone \_\_\_\_\_ Cell Phone \_\_\_\_\_

Email \_\_\_\_\_

CHQ's monthly newsletter is online at [chquilters.org](http://chquilters.org). Check here if you do not have access to the internet. ☐

Office Use \_\_\_\_\_

Amount Paid: \_\_\_\_\_ Cash \_\_\_\_\_ Check number: \_\_\_\_\_

## **Guest Policy**

Please invite your friends to attend our meetings. All skill levels and non-quilters are welcome. Non-members may attend two meetings for free unless we have a paid guest speaker, then guests are asked to pay a \$5 fee. On the third and subsequent meetings, the non-member must pay \$2 unless membership dues are paid.

## **Advertisements & Articles for Newsletter**

Ads and articles must be quilt, craft or sewing related. They must be "copy" ready. The newsletter editor is not responsible for typing your information. Ad size is 3.5" wide x 4.5" tall.

Articles for the Newsletter can be e-mailed to [quiltingfriends307@yahoo.com](mailto:quiltingfriends307@yahoo.com) no later than the **3rd Wednesday** of each month.

## **Cell Phones:**

We ask that cell phones be silent or off and that emergency conversations be held out of the meeting room.

## **Meeting Schedule**

We meet at the First United Methodist Church, 108 E. 18th St. on the first Monday of each Month starting at 7 pm. Please view the newsletter for exact meeting times and programs. During the meetings you will have access to our Library.

## **Show & Tell Guidelines**

Show one or more projects. Please share information regarding each piece.

## **How to Reach Us**

Website: [www.chquilters.org](http://www.chquilters.org)

Facebook at Cheyenne Heritage Quilters

(<https://www.facebook.com/groups/151036836442851>)

E-mail: [info@chquilters.org](mailto:info@chquilters.org)

**Mailing address:**

**Cheyenne Heritage Quilters  
PO Box 21194  
Cheyenne WY 82003**