

***Cheyenne Heritage Quilters***  
***Patchwork Update***  
***May 2020***



*Dedicated to encouraging and broadening quilter's creativity, sharing quilting knowledge, exhibiting quilting accomplishments and contributing to the community.*

**Note from the President**

Dear members,

I hope this finds you all well. As you know, Quilt Wyoming is still taking registrations. Cynthia is planning our quilt show in August. This will be a perfect time to get some of those projects done to show. She will be the Quilt mom. We need someone to get vendors. Think about items for the boutique. I know everyone is busy making masks for those in need. Cathedral Home in Laramie is asking for some masks as well. They have teens 14 - 17 and staff members who need them. If you are interested in making them some, I have their contact information. They seem to be in great demand. Thank goodness for Barb!!

Please keep Cynthia in your prayers. She has some medical issues and is facing surgery in May. She will need help to make this quilt show happen.

Keep your spirits up. We will make it through this pandemic!

Deb

**Dear Members,**

**I want to send a special thank you to all of you that sent pictures and articles for this newsletter. It was looking pretty grim until you all kicked in to help. I must say I was thinking we should just skip this newsletter this month, but someone convinced me to try. We will come out of this with a renewed appreciation for each other.**

**Linda Brunner**

**Editor**

## 2020 CHQ Board

President ----- Deb O'Grady  
Vice Pres ----- Carole Gardner  
----- Sue Frerich  
----- Debbie Baldwin  
Secretary ----- Mary Ellen Little  
Treasurer ----- Donna Dolan  
Quilt Show Chair ----- Cynthia Helmer  
Assistant ----- Jeannie Smith  
Greeter ----- Donna Fisher  
New Members ----- Helen Jarvis  
Librarian ----- Joyce Holub  
Socials ----- Mary Jo Hamilton  
Newsletter ----- Linda Brunner  
Photographer ----- Nicki Reitmeyer  
Webmistress ----- Judy Gilmore  
Facebook ----- Sue Frerich  
Community Quilts --- Donna Dolan  
----- Debbie Przymus  
Round Tuit ----- Di Wilsey Geer

We need to send out a special **Thanks** to Barb at **Around the Block**. She has worked tirelessly to make mask kits, supplied the materials & been the point of contact for the community. If you have a chance, please help her out by picking up a kit and stitching them up. They aren't hard to make.

Just in case you do not have any projects to work on the web is full of ideas. Here are a few from Judy G.

Quilt Along 2020

<http://www.aqsblog.com/quilt-along-2020>

Many scrap quilt free patterns listed here:

<https://quiltville.blogspot.com/p/free-patterns.html>

Free patterns from All People Quilt:

[https://www.allpeoplequilt.com/quilt-patterns/table-runners/free-table-runner-patterns?fbclid=IwAR2yRsyez8\\_9sn\\_1ReJ1RQepI6fd5JwnTcGxSPlk7GwvMsNuV53IGxww9A](https://www.allpeoplequilt.com/quilt-patterns/table-runners/free-table-runner-patterns?fbclid=IwAR2yRsyez8_9sn_1ReJ1RQepI6fd5JwnTcGxSPlk7GwvMsNuV53IGxww9A)

*Open with curb side drop-off  
and pick-up. Just give us a call.*

**Our new location is 1511 Logan Ave.  
(the old Payless Shoe Store)**



**We Repair ALL Brands  
Quilting, Embroidery & Sergers**

**ALL Sewing Machines on SALE!!**



Sign up for classes and events at: **SewCenter.com**

**Sewing Center** 1511 Logan Ave.  
of Cheyenne 307-778-2717

**Please note that I'm listing the following events as they would normally be. All or some of these programs or events may be cancelled. Please watch your email for updates.**

## Club Calendar for May 2020


Mon. 4 <sup>th</sup>	<b>Club Meeting</b> 7 pm – 9 pm Linda Brunner, Trunk show, scrappy quilts.
Tue. 5 <sup>th</sup>	<b>QOV</b> 9 am – 4 pm Our Savior Lutheran Church, Dell Range
Wed. 6 <sup>th</sup>	<b>Community Quilts</b> 10 am – 3 pm Library, Cottonwood Room
Mon. 11 <sup>th</sup>	<b>Board Meeting</b> 7 pm – 9 pm
Mon. 18 <sup>th</sup>	<b>Club Meeting</b> 6 pm – 9 pm Open sew, mini demo's = T-shirt quilts by Judy Gilmore & Levi quilts by JoEllen Mass
Thurs. 21 <sup>st</sup>	<b>Paper piecing / Modern quilting</b> 10 am – 3 pm Library, Cottonwood Room
Tue. 26 <sup>th</sup>	<b>Sew &amp; Socialize</b> 1 pm – 4 pm Library, Willow Room

**BLAKEMAN**  
vacuum & sewing  
**GOING OUT OF  
BUSINESS**  
**SALE**  
**CLICK HERE TO SAVE BIG!**

### Quilt Appraisals

As chair of the Quilt Show Appraisals for August 2020, Bea Dersham has made arrangements with Jeananne Wright of Colorado to do two days of appraisals. The appraisals will be \$50 each with \$5 of that amount going back to the Club. She is taking reservations for one-half hour sessions on Thursday afternoon, August 20 and all-day Friday August 21. The appraisals will take place at the First United Methodist Church. Right now, Saturday is only being an option if we fill up the times on Thursday and Friday. Call Bea at 307-637-7195 to set up an appraisal appointment.





**Donna D.**  
Puzzles, hand work, reading  
books & quilts for grandkids.



**Cynthia H.**  
Quilt for son's wedding gift.





**Angela M.**


**I attend another group and we exchanged fabric for the Cloud 9 pattern. We didn't know who gave what fabric. My fabric came from Robin Dempsey and I practiced FMQ with my sit down longarm. The second picture is a purse I made from a kit! :) And of course, I have been making masks but not near as many as some of our wonderful members!**



**Marilyn C.**

**I've been working on a needle turn applique project. I have 1 block finished out of 4. The block is 30" square. It is all made from stash fabric.**





Barb G.

Made “Hexagonal World Trip” for her older son in honor of his receiving his master’s degree Dec. 2018, finishing the quilt April 11. It’s made with a couple hundred different fabrics from about 35 places around the world.

Barb started collecting them in 1997, but without leaving the U.S. All the hexagons are different fabrics except for those with large motifs that could be cut individually, like the one with giraffes and zebras. Virginia Ohr of Buffalo, Wyoming, quilted it with a series of sashiko patterns.

Isn’t it great that we all have UFOs we can work on without leaving home and stash we can donate for masks? Last week I “curated” my fabric collection and cut mask pieces from fabric I’ve won in the last 10 years. You know, those nifty little bundles of maybe 5 fat quarters that are beautiful but don’t go with anything else in the closet or with anything currently at the store.



**Linda B.**  
**Finished**  
**making**  
**place mats**  
**from a class**  
**by Robin**  
**Dempsey.**  
**First time**  
**making**  
**flange**  
**binding.**

Dawn W.

I can tell you what I have made but do not know how to give you pictures. I do enjoy seeing pictures myself.

Done: made about 7 masks & gave the rest of my elastic to the quilt shop. Made a baby quilt top, panel cut-out 2 fish, 2 panel cut-out ducks ran out of stuffing thought. Knitting of course. Finished quilting my Sunbonnet Sue & Sam. 3 quilts need binding.





## April & May Events

Join the mask making brigade!  
Make masks for your family,  
share your extra masks with  
the community. Let's keep  
everyone safe.

453 Vandehei Avenue - Suite 120  
307-433-9555  
[aroundtheblockquilts.com](http://aroundtheblockquilts.com)




**Nicki R.**  
Top made during quarantine.

**Sandy F.**  
Quilt top from Daenette's class.  
Posh Penelope.



### LONGARM OF THE WEST CUSTOM QUILTING, LLC CHEYENNE.WY

[Visit Web Page](#)



I've been busy making masks. I figured out how to make 30 of them at one time. This is the basic 9 x 7 leaving ½ inch in between each block for cutting out each block. After you get them cut out then turn the block inside out so right sides show, place ties or elastic at each corner, pleat and stitch all the way around the block being sure to back stitch over ties or elastic to hold them in place. Curious?


Those of you that bought Babylock machines and need help, Maggie's Sew N Vac will adopt you and show how to use your machine. She is a Babylock Dealer and Wonderfill Thread Boutique shop Ft Collins and has her Fabric in Loveland store.

Other Services are Custom Embroidery to include Quilt Labels, Iron on Patches and more. Memory Quilts. Curb side service during COVID-19 pickup and delivery of orders in Cheyenne area. Have some sewing supplies online as well.



**Sue F.**

Here are the quilts I've been working on, two during the quarantine, the third that I haven't been able to show at a meeting.



Ladies, how are the **Challenge quilts** coming along? Good time to work on them when you take a break from making masks. I'm not going to sew one mask today- did a little house cleaning instead. My daughter-in-law in Everett WA needed masks for co-workers so did that and mailed them yesterday. Have also made some for our neighbors and their families. I am working on a vegetable garden quilt for my daughter, using the basic pattern for Grandmother's Flower Garden. At times quite a challenge. Hope to see all of you soon! Happy Quilting and challenge quilting!  
Thank you, Jo Ellen Mass





**Cathy J.**  
A few of the masks I made,  
working on appliqué of collage  
quilt and put borders, prepared  
backing and binding for the tree  
quilt.

**Donna G.**  
Finished quilt top of  
“Posh Penelope “





Bea D.  
Bee's & geese and QOV



### Community Quilts

These 7 quilts were finished in April. Another 5 are out for binding & expected to be done shortly.

I have 3 quilts ready to quilt by someone who needs them oversized, 2 I need to cut batting for before I quilt them, and another top turned in by someone using up their scraps!

Please call to turn in your quilts or tops to Donna Dolan 640 0909. I have a porch in which to drop them off and can pick them up from yours if needed.

Thx to Laraine, Darlene, Char, & Genelle for their help!

Donna Dolan

I forgot to say Thx for the quilt tops. Many were made at Wednesday library meetings or at home: Donna G, Donna D, Neoma, Debbie P, Nancy K, Linda B, Laraine & others I've forgotten. It has been a while since we've met!



**Here is a sneak peek at our new opportunity quilt 2020. The quilt is a beauty. This is just a small part of it. The full Quilt has been photographed and tickets are now being printed.  
Daenette More**





## **General Club Information**

### **Guest Policy**

Please invite your friends to attend our meetings. All skill levels and non-quilters are welcome. Non-members may attend two meetings for free unless we have a paid guest speaker, then guests are asked to pay a \$5 fee. On the third and subsequent meetings, the non-member must pay \$2 unless membership dues are paid.

### **Advertisements & Articles for Newsletter**

Ads and articles must be quilt, craft or sewing related. They must be "copy" ready. The newsletter editor is not responsible for typing your information. Email articles, questions or advertisement artwork by the third Wednesday of the month.

Cost for advertisements is: ¼ page for \$10.

### **Cell Phones**

We ask that cell phones be silent or off and that emergency conversations be held out of the meeting room.

### **Meeting Schedule**

We meet at the First United Methodist Church, 108 E. 18<sup>th</sup> St. on the first and third Monday of most months. On the first Monday the meeting starts at 7pm. On the third Monday the meeting starts at 6pm. Please view the newsletter for exact meeting times and programs. On the first Monday you will have access to our Library.

### **Show & Tell Guidelines**

Show one or more projects. Share information regarding each piece.

**Find us online at [www.chquilters.org](http://www.chquilters.org)**

**Cheyenne Heritage Quilt Guild**

**P O Box 21194**

**Cheyenne, WY 82003**