

Cheyenne Heritage Quilters

Patchwork Update

November 2019



Dedicated to encouraging and broadening quilter's creativity, sharing quilting knowledge, exhibiting quilting accomplishments and contributing to the community.

Note from the President

The year has gone by very quickly and I am having a hard time believing that Christmas is just around the corner. I hope each of you had an opportunity to enjoy the programs and classes this past year as much as I have. The CHQ Board and Committee members worked hard this past year and I can't say thank you enough to each of them for the effort they put forth to make this year successful. I hope you will remember to thank them as well.

BOARD ELECTIONS will be held the first Monday in November. Next year, one member has agreed to be the President, but we still would like someone to agree to be the President-Elect. In essence, the President-elect has little responsibility for a year and is learning the ropes so that they can take over as President in the following year. Please let me know asap if you are willing to fill that position.

QUILT SHOW 2020: I am also compelled to remind everyone that if we are going to have a successful quilt show in 2020, we need someone willing to be the chairperson and begin to plan that show by getting a committee together. A big part of that show is having a quilt that we can sell tickets to raise money for our organization. Again, please let me know if you will help.

I am going to get busy sewing now and hope you are doing so too.
Cathy James, President

**This is the last newsletter for 2019 soooo – Have a
spooky/sweet Halloween, a Thankful Thanksgiving, a Merry
Christmas & a Happy New Year.**

CHQ Board 2019

President Cathy James
Vice Pres. / Programs .. Carole Gardner
Secretary Neoma White
Treasurer Char Nolan
Greeter Donna Fisher
New Members..... Helen Jarvis
Librarian Joyce Holub
Social Committee Deb O'Grady &
Mary Jo Hamilton
Challenge Activity..... Jo Ellen Mass &
..... Helen Jarvis
Newsletter Editor Linda Brunner
Club Photographer Nicki Reitmeyer
Newsletter Ads Judy Gilmore
Community Quilts Debbie Przymus,
..... Donna Dolan &
..... Rose Slatten
Round Tuit Mona Weeks

LONGARM OF THE WEST CUSTOM QUILTING.COM



**New Things are
Happening.....**

**ART QUILT
KITS \$50.00**

**Limited supply
21 x 24 Size**

**Beginning Quilt
Classes for
Kids 9 years old
and older**

**Custom UW Quilts
Custom Embroidery
Custom Longarm Quilting**

**Sewing notions, Wonderfil and Isacord Thread
refurbished fabric and precuts.**

**Call for a Quote for your
longarm quilting on Quilts,
Tablerunners, etc. 308-641-8638**

**Orders for
supplies done on
15th and 30th. Get
your order in for
Sewing
Supplies**

**Visit Facebook and
Webpage often**

**See the CRAZY QUILT
MEMORY QUILT**

**Here is the list of officers you will be voting on at the
November 4th meeting.**

President	Deb O'Grady
Secretary	Mary Ellen Little
Treasurer	Donna Dolan

Other positions that have been filled by volunteers:

Programs	Carole Gardner & friends
Greeter	Donna Fisher
Library	Joyce Holub
Socials	Mary Jo Hamilton
New Members	Helen Jarvis & Jo Ellen Mass
Website & Advertising	Judy Gilmore
Newsletter	Linda Brunner
Community Quilts	Donna Dolan & Rose Slatten
	<u>Still need a Chairman</u>

Club Calendar November 2019

Mon. 11/4	Club Meeting 7pm – 9pm Voting on new Board members Tai Yamaki Trunk Show
Tues. 11/5	Quilts of Valor 9am – 4pm Our Savior Lutheran Church, Dell Range
Wed. 11/6	Community Quilts 10am – 3pm at the Library. Come work on Community Quilts, cutting, sewing, binding, building kits.
Mon. 11/11	Board Meeting This month the Board will meet at Perkins restaurant because the Library will be closed. If you want to have dinner meet at 6pm otherwise the meeting will start at 7pm
Mon. 11/18	Club sew Community Quilts 6pm – 9pm Tonight's sewing will be on Community Quilts and the demo will be provided by Mary Ellen Little
Thurs. 11/21	Paper piecing workshop or open sew 10am -3pm at the Library. There is a \$5 charge for this session.
Tue. 11/26	Sew & Socialize 1pm – 4pm at the Library, Willow room

Watch for information about a class in January offered by Daenette More.

**After 27 years in the same location
WE HAVE MOVED!!**
Our new location is 1511 Logan Ave.
(the old Payless Shoe Store)



**We Repair ALL Brands
Quilting, Embroidery & Sergers**
ALL Sewing Machines on SALE!!

Sign up for classes and events at: **SewCenter.com**

Sewing Center 1511 Logan Ave.
of Cheyenne 307-778-2717




CHQ Christmas Party

Winter wonderland exchange. Come join a fabric exchange at our **Christmas Party on Dec. 2nd**, with 6 1/2" squares of Christmas color fabric. Pick your favorite fabric and cut thirty 6 1/2" squares. Please use good fabric. Buy your choice at Around the Block and save 20%. I did and paid less than Walmart or Joann's.

Don't miss out and have fun. See me at the guild to sign up or call me at 996-6273

Mary Jo Hamilton - Socials





October 7th Program , Trunk Show by Mari Harpold & Sylvia Garofalo

Mari:

Word for inspiration for the year - Commitment.

Goal was to finish one project per month.

Jan. Raffle quilt,

Feb. 3 dimensional star, flannel, finished at retreat.

Mar. Christmas quilt, from a kit, Laurel Birch Christmas cats.

Apr. Free motion machine embroidered, snowmen.

May. Strip stash, in blues.

June. Another Strip stash, in yellow and blue.

July. Moose, Tony Whitney pattern, fusible appliqué.

Aug. Tattered squares, in flannel.

Sep. Bear, foundation paper pieced.

Oct. Lake quilt (hanging).

Nov. Judy Niemeyer quilt started at a class in 2007.

Dec. Top only, another Judy Niemeyer design, North American Bear Paw.

Sylvia:

Brought several of her Round Tufts and others:

1. Tomato pincushion, family treasures used to embellish
2. Antique from family, but pretty much unknown, maybe from the 1870's.
3. Wall hanging, "Where in the World is Elvis."
4. Two wall hangings, first an Alice Kay class Block; second a table topper, just finished this afternoon. (Explained how she quilted, patterns and threads used, binding.)





Treasurers Report by Char Nolan

Sep 17 to Oct 15

Expenses—\$ 200.00

Deposits. 530.00

New member: Bethany Lawrence
Welcome, Bethany!

Free Pattern Website

www.fatquartershop.com



The free patterns can be sorted by fabric line or precuts. They also have nice videos to watch.

Refreshments for the Nov. 4th meeting, will be provided by:

1. Debbie Baldwin
2. Donna Fisher
3. Helen Jarvis
4. Mary Jo Hamilton

For the Christmas party, on December 2nd, cold cuts, cheese, and rolls will be provided. The members will be asked to sign up for condiments (i.e. mustard, mayo), side dishes, deserts, and beverages. The party will start at 6:30.

If you sign up for the square exchange, you will be asked to bring a square for each person on the list.

Deb O'Grady & Mary Jo Hamilton

Social Committee

7 October 2019
Regular meeting

Neoma White, Secretary

Visitors welcomed

Plug for Country Heritage Quilt Tours. Cathy's recent trip to northeast.

QOV: first Tuesday of the month, at Lutheran church on Dell Range.

Community quilts: first Wednesday of the month, at the library, Cottonwood Room.

Library sew last Tuesday of the month, at the library, Willow Room. But will not be held in December (New Year's Eve).

Oct 26, Alice Kay Arnett class, please pay if you're signed up.

CHQ Library, Joyce. More new books (mystery series available). Joyce will not be at first meeting in November.

Social committee, Mary Jo. Christmas party, 6 1/2-inch square exchange. Needn't be Christmas fabrics but Christmas colors. Around the Block will offer 20% off for club members, but please let Barb know before you buy.

Round Tuit, Mona. Still time to participate. Not a lot of rules, just want to get things done! Thru December; second meeting in January will finish up and give prizes.

Magic City Christmas tree project, Carole. Theme, "Quilting in Wyoming."

Thank you, Linda Herget, for being CHQ Librarian on Nov. 4 while I am visiting a friend in AZ! The CHQ library books will not be available for check out in Dec. due to our Christmas Party. Books can be returned at any meeting, including Dec. Books being returned within a month or two are appreciated so we can keep them in circulation. The Patchwork Mysteries series are written by several authors. See the bio on Susan Page Davis in this newsletter.

We have two of her books at the present time, they are - Nothing to Hide, #16 and Secrets in the Storm, #19. She has 2 other books in the series which we will receive next year.

Joyce Holub
CHQ Librarian



Susan Page Davis

Inspirational author of over 80 books, Susan writes romantic suspense, historical romance, and mystery. See her website for a complete listing.

Susan is a native of central Maine and grew up on a small farm. She and her husband, Jim, lived in his home state, Oregon, for a while after they were married, but decided to move back to Maine to be near her family. They lived in Clinton, Maine for more than 32 years. In May 2010, they moved to western Kentucky. They have 6 children and 10 grandchildren and 2 cats; one naughty and one nice.

She has always loved reading, history, and horses. She took a vocational course in horseshoeing after earning a bachelor's degree in history. She doesn't shoe horses anymore, but the experience has come in handy in writing several of her books.

Another longtime hobby of hers is genealogy, which has led her down many fascinating paths. Some of her and her husband's quirkier ancestors have inspired fictional characters.

For many years Susan worked for the Central Maine Morning Sentinel as a freelancer. This experience was a great help in developing fictional characters and writing realistic scenes. She also published nonfiction articles in several magazines and had several short stories appear in *Woman's world*, *Grit* and *Alfred Hitchcock's Mystery Magazine*. She has been blessed with quite a few awards for her books.



Festival of Trees CHQ members making ornaments.

CHQ has been invited to participate in the Festival of Trees sponsored by Magic City. Our assignment is to decorate a tree. We would like as many members as possible to help make ornaments. We need at least 150, so please make more than one. There are a few guidelines. The theme for the tree is "Quilting in Wyoming". We want ornaments to be quilt related, Wyoming related or both. Colors: gold, brown, cream, denim blue, creamy yellow and a creamy green. Please do not make them larger than 3 or 4 inches. A loop to hang them would be great. All will be wired to the tree with the loop. Laraine Hutchison has made a western type tree skirt. We need a topper. It has been suggested that we take a cowboy hat and collage it with quilt blocks. You are welcome to suggest something else. Anything around or under the tree goes with the tree. If we had something under the tree, it would enhance the looks of it. I will need help to decorate the tree. That happens Dec 3 through the 5th. I think {but am not sure} that the public are welcome to visit the venue and look at the trees on Friday Dec. 6 in the evening. The Auction and dinner are Saturday night. The public is invited to attend if you buy a ticket. All members who help make something for the tree, will have their name put in the drawing to two tickets to the dinner/auction.

Magic City provides services for the handicapped adults here in Cheyenne. The Festival of trees is one fund raiser they facilitate each year.

Any questions contact **Carole Gardner 631-7388**. We would appreciate any help we can get. This is a great way to give community service.

2020 Cheyenne Heritage Quilter Registration Form

Please fill out and submit with \$20.00 to:

CHQ, P O Box 21194, Cheyenne WY 82003, Attn: Treasurer

Your membership is valid from January through December



Please fill out the entire form, even if there were no changes from last year.

Renewal Membership_____ New Member_____

Please print

Name_____

Mailing Address_____

Home Phone_____ Cell Phone_____

Email_____

CHQ's monthly newsletter is online at CHQuilters.org. Check here if you do not have access to the internet _____

---Office Use ----


Amt Pd_____ Cash _____ Check number_____ email_____ Contacts_____

It's almost time to renew your membership. Please use the above form or go to the website Chquilters.org and print out a form to use.



Quilt tops made at the WSQG retreat. This was the Mystery quilt offered by Tracy Wilson. Showing their quilt tops are Donna and Linda





Donna D.



Angela

10/7/19
Show & Tell



Donna G.



Sharon



Mary Jo



Cynthia

More Show and Tell 10/7/19



Dawn

Around the Block QUILT SHOP

November Classes & Events

- AccuCut Rental Nov. 16, 4-6, Dec 1-4
- Beginning Machine Appliqué Thurs., Nov. 6-9
- Beginning Machine Quilting Thurs., Nov. 7, 6-9 or Nov. 24, 1-4
- Boxy Tote Bag Nov. 16, 10:30-4 & Nov. 30, 1-6
- Churn Dash Flannel Quilt Thur., Nov. 7 & 14, 1-4
- Fall Mystery Quilt Mon., Nov. 4, 11, 18, 25
- Intro to Sashiko Sat., Nov. 2, 4-6
- Machine Applied Binding Thur., Nov. 21 1-4
- Paper Pieced Christmas Tree Sat., Nov. 9, 1-6
- Triangle Frenzy Sat., Nov. 23, 10-1

Don't forget free Block of the Month

on the 1st Sat. at 10:30 and

Free Embroidery Club

on the 2nd Sat. from 10-noon!

Long arm quilting classes Wednesdays,

Rentals Tuesdays, Fridays and some Sundays

453 Vandehei Avenue - Suite 120

307-433-9555


See aroundtheblockquilts.com for full schedule

Community Quilt Sew Day October 2, 2019

We had 4 workers and 4 drop ins. We had 3 finished quilts turned in. One went out to bind. One that was quilted had binding made & added. Two tops had borders added, backs made, & binding made & added. Snowball quilt partially sewn & taken home to finish. Panel squares cut; borders cut for kit. One quilt had pieces dye cut for kit. A very successful day! Several kits were brought & are ready for piecing by members.

At our October 7th meeting, members turned in 3 small & 2 twin completed quilts, 5 pillows for animal shelter, 3 crib tops (that we'll add borders to make them lap size. and took 2 quilts out to bind. Thanks to all the workers!

Donna Dolan





CHQ Open Sew / Community Quilts 10/21/19

We had 6 finished quilts turned in and several that gals took home to bind. Demo by Donna Dolan on stack & whack stars.





Deb


10/21/19
Show &
Tell



Mary Ellen



Donna G.



Donna D.



Tracy





Alice Kay Arnett Feathered Star Class



General Club Information

Guest Policy

Please invite friends to attend meetings. All skill levels and non-quilters are welcome. Non-members may attend two meetings. On the third and subsequent meetings, the non-member must pay \$2.00 unless membership dues are paid. If a guest speaker is scheduled, all guests are asked to pay a \$5.00 fee

Advertisements & Articles for

Newsletter

Ads and articles must be quilt, craft or sewing related.

They must be "copy" ready. The newsletter editor is not responsible for typing your information. Email articles, questions or advertisement artwork by the first Tuesday of each month to the newsletter editor.

Cost for advertisements is: ¼ page 3 ½ x 4.5 \$10.00

Cell Phones

We ask that cell phones be silent or off, and that emergency conversations be held out of the meeting room.

Meeting Schedule

We meet at 7 p.m. the first and third Mondays of most months. Doors open at 6:30 p.m. Please feel free to come early and help set up or to socialize.

We meet only the first Monday of December and the third Monday of June, July and August. Meetings often include some type of program event or featured quilter, as well as show & tell and access to our library.

Show & Tell Guidelines

Show one or more finished projects. Share information regarding each piece. Feel free to ask for critique or input. Show & Tell items will be displayed for everyone to view and enjoy during break

Meeting Location:

First United Methodist Church (located at 108 E 18th Street (between Warren & Central Avenues) Please park in the lot on the north side of the church (Enter from Central or 19th street) and use the North door into the building.

Our meetings begin at 7:00 p.m. Someone is usually at the church by 6:30 p.m. before each quilt meeting for those of you that would like a little more time to visit with each other.

Your help with setting up and taking down is greatly appreciated.

Find us online at chquilters.org

Cheyenne Heritage Quilt Guild

P O Box 21194

Cheyenne, WY 82003