

Cheyenne Heritage Quilters

Patchwork Update

January 2020



Dedicated to encouraging and broadening quilter's creativity, sharing quilting knowledge, exhibiting quilting accomplishments and contributing to the community.

Note from the President

Season's Greetings!

I am sure everyone is busy getting ready for Christmas and the New Year! I am looking forward to 2020.

Carol, Debbie, and Sue have been working hard on getting programs and activities for us.

Please think about the Quilt Show that is coming up in August. We need someone or a group to head it up and start planning. The dates have been reserved with the Church (Aug 20 – 22). We also need a group of you oh so talented ladies to make an opportunity quilt. Remember, these are major fund raisers for the Quilt Guild.

I wish each and every one of you a very Merry Christmas and Happy New Year! Hope you close out 2019 with a bang and all your hopes and dreams come true in 2020!

Deb O'Grady
President

Cheyenne Women's Civic League sent a huge **Thanks** for the items we donated to Christmas House. I received a nice thank you note from Pam Crochet. She said all the items sold.

Thank you for the items made and donated, the money raised at Christmas House goes back into our community through a grant process.

2020 CHQ Board

President ----- Deb O'Grady
Vice Pres-----
Secretary ----- Mary Ellen Little
Treasurer----- Donna Dolan
Programs ----- Carole Gardner
Greeter ----- Donna Fisher
New Members ----- Helen Jarvis
Librarian----- Joyce Holub
Socials-----
Newsletter ----- Linda Brunner
Photographer ----- Nicki Reitmeyer
Webmistress ----- Judy Gilmore
Facebook ----- Sue Frerich
Community Quilts---

We still need members to fill the positions for Vice Pres., Socials & Community Quilts. Please think about giving some of your time to the Club.

Char Nolan, the 2019 Treasurer, will have a copy of the year-end financial statement available at the January meeting if you are interested.

Thanks to Cathy, Char & Neoma for their service to the Club for the 2019 year. We look forward to seeing them in the audience in 2020.

On a sad note I received notice that Liz Escobedo passed away on 12/14/19 in Arizona. Liz was a long-time active member. She was such a nice lady. We send our sympathy to her family.

**After 27 years in the same location
WE HAVE MOVED!!
Our new location is 1511 Logan Ave.
(the old Payless Shoe Store)**



**We Repair ALL Brands
Quilting, Embroidery & Sergers**

ALL Sewing Machines on SALE!!

Sign up for classes and events at: **SewCenter.com**

Sewing Center
of Cheyenne

1511 Logan Ave.

307-778-2717

Calendar of Events

Mon. 1/6	Club Meeting 7pm – 9pm First United Methodist Church Kathy Sconce Trunk Show
Tue. 1/7	Quilts of Valor 9am – 4pm Our Savior Lutheran Church, Dell Range
Wed. 1/8	Community Quilts 10am – 3pm at the Library We would like to have more women join us for our workday. Please think about joining the fun.
Mon. 1/13	Board Meeting information to be announced
Mon. 1/20	Club Sew night 6pm – 9pm Come help make or finish Community Quilts. Demo by Cynthia Helmer
Tue. 1/28	Sew & Socialize 1pm – 4pm at the Library, Willow Rm.
Thurs. 1/30	Paper piecing workshop or open sew 10am – 3pm Library. There will be \$5 charge for each session

Upcoming programs:

February 3, 2020 7pm Lecture and show by Susan Vincenzes. On Dalton Abby fabric and story.

February 8, 2020 Daenette's Class at Little Bear – see notice on page 10 of newsletter

February 17, 2020 Open sew at 6 pm. ****Guest speaker at 7 pm.**** " Quilting apps for your tablet or phone" Debbie Baldwin has arranged for [Apps4quilting](#) to come talk about new quilting information apps they are developing that go on your phone. This should be very interesting. They will have 3 apps available: Quilt size, Quilt paper & Quilt sandwich.

March 2, 2020 7 pm First Quilt/learning/do not like quilt. We can all learn by sharing our Quilting experiences with each other. All members are invited and encouraged to bring their first quilt and share the story behind it. If you no longer have your first quilt then---- Next two options, bring a quilt to show a new technique or just something new you learned while making it. Example, Carole Gardner made a quilt that she does not like now it is made. She will bring it and discuss why she does not like it and what could make it better. Please participate by sharing your quilting experiences, good or bad.

March 16, 2020 6 pm Open sew and Luann Roberts will be doing a mini class on Working with wool. She will have a small project for us to make. We should be able to finish it that night. There will be a charge for the kit. ?? \$ to be determined later. Hand work only. Sign-up sheets at the regular meetings.

1/4/19 Program:
Tae Yamaki
Fort Collins
Quilting since 2005

How she got started:

Learned how to sew from mom; garments, not from patterns. Then in US for college and met Cindy Paul when interning at Peak Wellness Center.

Called patchwork in Japan. At that time, everything! Was done by hand.

Cindy's oldest then became her roommate and Tai ended up spending a holiday at Cindy's house.

Cindy asked if she sewed, and would you like to learn how to quilt.



First quilt, she wanted it to represent USA as she wasn't sure how long she would stay after graduating.

Decided to stay and got a job in Lincoln, Nebraska, just as the Quilt Center was being built (2008). Joined a local guild, where she met a long arm quilter who introduced her to long arm quilting.

Returned to Fort Collins in 2013.

Took dyeing class workshop at Juke Box and learned about renting a long arm machine. Gave it a try and thought it was very exciting.

How she designs:

Originally, she would sketch on paper. Then learned how to design without sketching first. Hangs quilt top on design wall, and stares at it a long time... eventually "it speaks to me."

Primarily quilts for others, leaving less time to piece her own quilts, but she still manages to produce some.

A favorite pattern is the One Block Wonder. Doesn't like to follow instructions, like to add own twist, so change scale. Scale down, so can use smaller design fabrics...

Next, she participated in a workshop with (didn't get name). Used wrong side of fabrics to get muted effect was trying to achieve. Keeps this top unquilted so can see both sides.

For a Jelly roll challenge, she didn't add corner triangles, which changes border, and binding.

She can tell who made the quilt when she sees it. Hopes to be same type artist.

She makes her quilts unique by how she binds them. She uses a 2 inch bias strip, sews a 1/4 inch seam, and folds all of the remainder to the back, almost like piping. Likes to use


contrasting colors as well. Makes it easier to bind curves and around corners. Hard to sharpen corners with this method.

Trunk Show:

1. Jennifer Golden pieced, she long armed.
2. Cindy Paul quilt, playing children. Asked to work in nursery rhymes in quilting. Made it look like the kids were drawing on sidewalk with chalk. Also included her dogs.
3. Margie pieced, 1652 hexagons, hand pieced. Echo quilted every one of them! Made video for Instagram (quilted by Tae)
4. Cindy Paul, challenge quilt for small group. "Fat quarter Girls". Added names of all the ladies in group.
5. Flip quilt
6. One block wonder (3.5" tris)
7. One block wonder (2.5" tris)
8. One block wonder (circle within a square)
9. Star border (showcases binding technique), used Kay Fasset fabrics
10. Ombre double wedding ring
11. Margie's modern
12. Tae's own design, photos of pets.
13. Mary Jane's big print pink star. Heavily quilted, especially borders.
14. Cindy's houses, most work in borders.
15. Cindy's giraffe with dancer.
16. Margie's double wedding ring.
17. Cindy's African village (huts).
18. Cindy's Gypsy Wife
19. 2d Gypsy Wife. Same pieced pattern, very different quilting.
20. 2018 Houston dyeing class, stars and geese.
21. Cindy's half star, VERY heavily quilted
22. Gee's Bend quilt.

Now using a lot of quilting rulers!







Alice Kay Arnett's
Feathered Star Class



Rachel

Show & Tell 11/4/19



Bonnie



Laura



Mary Jo




Sylvia



Debbie



Angela



Carole



Jeannie

Show & Tell 11/18/19




Sue

I'm sure you've all received texts with abbreviations, but I thought I'd list a few from the Quilters Code. I'll give you a new one each month.

WOMBAT

Waste of Money, Batting and Time.



MAKE 2020 THE YEAR TO TURN YOUR HOBBY INTO A BUSINESS


DID YOU KNOW?

Quilting is a \$5 billion industry and you can be a part of it. Begin a fulfilling at-home business where you can make money doing more of what you love!

If you're like so many quilters who send finished quilt tops for professional quilting services, Wouldn't it be nice if you could do it for yourself, and others?

You can start your home quilting business easier than you think, even with no money down. And qualified clients can pay as low as \$90* a month with 0% interest with approved credit. Ask about our machine and equipment training package, as well as delivery and set up in your home!

We are proud to carry multiple brands, offer monthly training classes and service and set up machines. Visit our store in Cheyenne and see what we can offer you!



BABY LOCK REGALIA LONGARM:


- 20" Longarm machine
- Needle Beam
- 7" Color Touch Screen
- LED Menu-Controlled Lighting
- 10" Kinetic Frame
- Stitch Regulation

Ask about how to a Longarm Bundle

- ProStitcher Automated Quilting Software
- Love of Sewing Membership Online Training
- ProStitcher Love of Sewing Membership Online Training

\$226/MO.* WITH 0% FINANCING FOR 60 MONTHS WITH APPROVED CREDIT.

Blakeman Vacuum & Sewing is a full service, sewing and longarm machine retailer. Our factory certified technicians service every make and model. We provide free estimates and guarantee our service for one year. When you purchase a machine from us, you'll receive free one-on-one and free in-store group training. We guarantee high-quality service for you, and your machine. Visit one of our four locations and see why we are Wyoming and Northern Colorado's premium multi-brand machine retailer!



BLAKEMAN
vacuum & sewing
www.blakemansewing.com

3521 E. Lincolnway
Cheyenne, WY
307.623.2334

We will meet or beat any longarm price!

*Savings and cash back are based on MSRP. Offers cannot be combined. Special Financing on approved credit. Monthly Payments Required. Offers expire 2/28/20 or while supplies last. See store for details.



Around the Block QUILT SHOP

Travel, Explore, Cruise, Quilt!

Do you want to cruise to the Panama Canal? We are sailing with Princess Cruises on December 29, 2020-January 8, 2021.

The Panama cruise will be approximately 10 days. Ports of call would include Fort Lauderdale, Jamaica, Cartagena (Columbia), Panama Canal, Costa Rica, and Cayman Islands. Traveling on a ship during the holidays is one of the most fun things to do. The ship will be beautifully decorated, New Year's will be celebrated at sea and there is bound to be free champagne everywhere you look. I will teach several hand stitching projects while at sea. The main project will be a Mola. Molos are reverse appliques, mainly done by the Kuna Indians.

Details of pricing, cabin choices, flights, etc., are in my newsletter. And please contact me if you are interested.

453 Vandehei Avenue - Suite 120
307-433-9555

See aroundtheblockquilts.com for full schedule



Christmas Fabric Exchange 12/2/19

LONGARM OF THE WEST CUSTOM QUILTING.COM



New Things are
Happening.....

ART QUILT
KITS \$50.00

Limited supply
21 x 24 Size

Beginning Quilt
Classes for
Kids 9 years old
and older

Custom UW Quilts
Custom Embroidery
Custom Longarm Quilting

Sewing notions, Wonderfil and Isacord Thread
refurbished fabric and precuts.

Call for a Quote for your
longarm quilting on Quilts,
Tablerunners, etc. 308-641-8638

Orders for
supplies done on
15th and 30th. Get
your order in for
Sewing
Supplies

Visit Facebook and
Webpage often

See the CRAZY QUILT
MEMORY QUILT



Posh Penelope Class by Daenette More

The class date: Saturday, Feb 8, 2020

9:00am - 4:00pm

Little Bear Inn Lunch included

After January 15th you may purchase the Quick Curve Ruler (\$25) and the Posh Penelope pattern (\$12) by Sew Kind of Wonderful at a **10% discount at Around the Block**. You will get this class discount if your name is on the Class list that Barb will have. Even though this is a stash friendly pattern, anything will work -- fat quarters included.

Posh Penelope is a fun scrappy quilt that combines gradual curves with on point sashing's and cornerstones. The perfect mix of modern and traditional elements that create a quilt that is timeless. This is a stash pattern and requires the Quick Curve Ruler by Sew Kind of Wonderful. If you are afraid of inset curves, this is an easy, fun class for you. The ruler does the work. The Supply list is what is to be handed out at sign up in January.

Show & Tell

12/2/19



Marilyn



Angela



Cynthia



Tracy




CHQ Festival of Trees to benefit Magic City

Our tree sold for \$1000. There was one other tree out of 16 that sold for more. The small tree in the silent auction sold for \$ 190.00. See the picture of the family who bought the tree. The kids kept going over to the tree and checking put all the ornaments. Joel and Caroline Hickerson.
Thank you.
Carole Gardner



Small tree



2020 Cheyenne Heritage Quilter Registration Form

Please fill out and submit with \$20.00 to:

CHQ, P O Box 21194, Cheyenne WY 82003, Attn: Treasurer

Your membership is valid from January through December



Please fill out the entire form, even if there were no changes from last year.

Renewal Membership_____ New Member_____

Please print

Name_____

Mailing Address_____

Home Phone_____ Cell Phone_____

Email_____

CHQ's monthly newsletter is online at CHQuilters.org. Check here if you do not have access to the internet _____

---Office Use ----

Amt Pd_____ Cash _____ Check number_____ email_____ Contacts_____

It's time to renew your membership. Please use the above form or go to the website Chquilters.org and print out a form to use.

BE PREPARED! Check out some CHQ library books in case of being snowed in! Lots of novels and How-To books to inspire you for your Spring or even next Christmas projects! Start the new year with ideas from your CHQ library.

Joyce Holub, CHQ Librarian

Dear Ladies,

Last year you did very well at finding Sue (our Photographer) during the Show and Tell sessions. We now have a new Photographer – Nicki. Please look to her during your show time. I enjoy getting wonderful pictures of you & your quilts for the newsletter & Facebook.

Sue will continue to take pictures for our Facebook account and Judy Gilmore would like pictures of quilts for our website header.

Thank you!!!

General Club Information

Guest Policy

Please invite your friends to attend our meetings. All skill levels and non-quilters are welcome. Non-members may attend two meetings for free unless we have a guest speaker, then guests are asked to pay a \$5 fee. On the third and subsequent meetings, the non-member must pay \$2 unless membership dues are paid

Advertisements & Articles for Newsletter

Ads and articles must be quilt, craft or sewing related. They must be “copy” ready. The newsletter editor is not responsible for typing your information. Email articles, questions or advertisement artwork by the third Wednesday of the month. Cost for advertisements is: ¼ page \$10.

Cell Phones

We ask that cell phones be silent or off and that emergency conversations be held out of the meeting room.

Cheyenne Heritage Quilt Guild

P O Box 21194

Cheyenne, WY 82003

Meeting Schedule

We meet at 7 p.m. the first and third Mondays of most months. Doors open at 6:30 pm. Please feel free to come early and help set up or to socialize. Please view the newsletter for exact meeting dates. Meetings often include a featured quilter, as well as show and tell. At the first meeting of the month you will have access to our Library.

Show & Tell Guidelines

Show one or more projects. Share information regarding each piece.

Meeting Location

First United Methodist Church, 108 E. 18th St. Parking is on the north side of the church, enter from Central or 19th St.

Find us online at chquilters.org